Principalii indicatori ai conturilor internaționale

Contul curent

	2019-I	2020-I	FPP%
Contul curent, US$ mil.	-239	-189	-21
Contul curent / PIB	-9,9	-7,6	-24

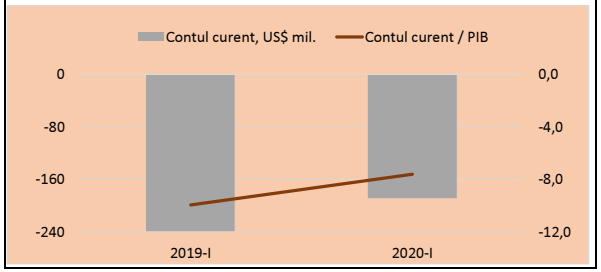

Remiterile personale

	2019-I	2020-I	FPP%
Remiteri personale	414	444	7

	ponderea 2020-I %
UE-27	46
CSI	26
Alte țări	28

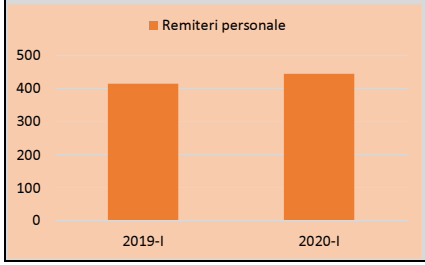

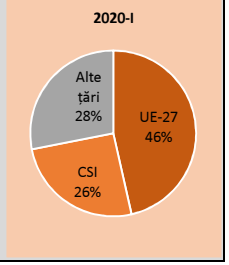

Transferurile bancare de peste hotare în favoarea persoanelor fizice

	2019-I	2020-I	FPP%
Transferuri	276	276	0
UE-27	106	121	14
CSI	60	47	-21
Alte țări	110	108	-2

	ponderea 2019-I %	ponderea 2020-I %
UE-27	38	44
CSI	22	17
Alte țări	40	39

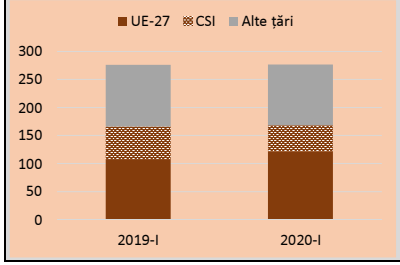

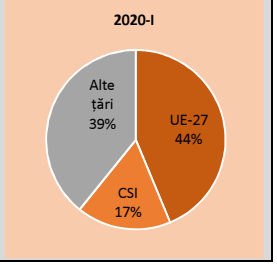

Comerțul exterior

	2019-I	2020-I	FPP%
Export de bunuri și servicii (BP)	889	874	-2
Import de bunuri și servicii (BP)	-1 496	-1 508	1
Balanța	-607	-634	4

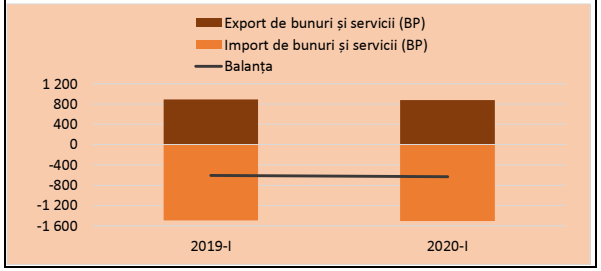

Comerțul exterior

	2019-I	2020-I	FPP%
Export de bunuri (BNS ajustat)	525	521	-1
UE-27	281	320	14
CSI	102	95	-7
Alte țări	143	106	-25

	ponderea 2019-I %	ponderea 2020-I %
UE-27	53	61
CSI	19	18
Alte țări	27	20

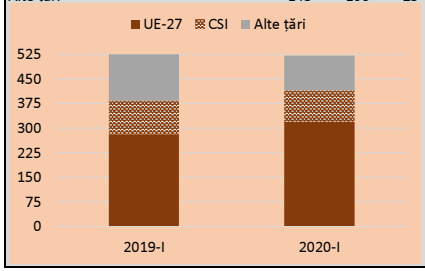

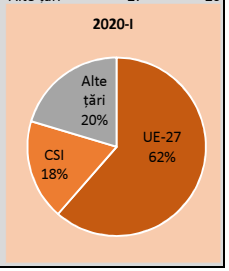

Investițiile directe

	2019-IV	2020-I	FPP%
ISD nete, flux	74	22	-70
	31.12. 2019	31.03. 2020	
ISD, stoc	4 836	4 703	-3
ISD, capital propriu, stoc	2 825	2 710	-4

	ponderea 31.12. 2019, %	ponderea 31.03. 2020, %
UE-27	78	81
CSI	7	5
Alte țări	15	14

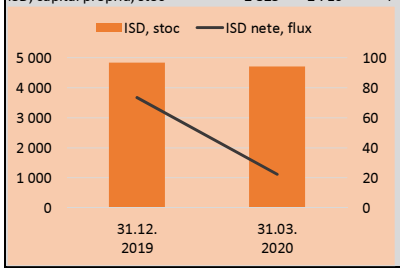

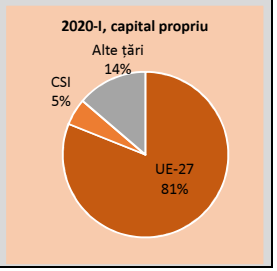

Comerțul exterior

	2019-I	2020-I	FPP%
Export de bunuri (BP)	541	537	-1
Import de bunuri (BP, FOB)	-1 243	-1 255	1
Balanța	-702	-718	2

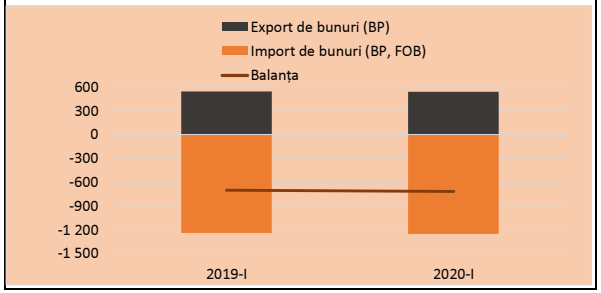

Comerțul exterior

	2019-I	2020-I	FPP%
Import de bunuri (BNS ajustat, CIF)	1 251	1 261	1
UE-27	650	681	5
CSI	383	355	-7
Alte țări	217	225	3

	ponderea 2019-I %	ponderea 2020-I %
UE-27	52	54
CSI	31	28
Alte țări	17	18

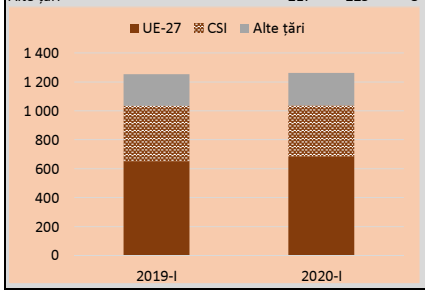

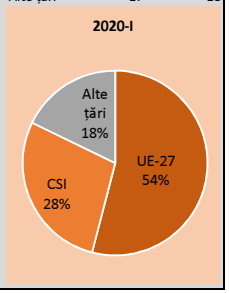

Datoria externă

	31.12. 2019	31.03. 2020	FPP%
Datoria externă, US$ mil.	7 546	7 581	0
Datoria externă / PIB	63	63	0
Dat. publică și public garantată	**1 919**	**1 872**	**-2**
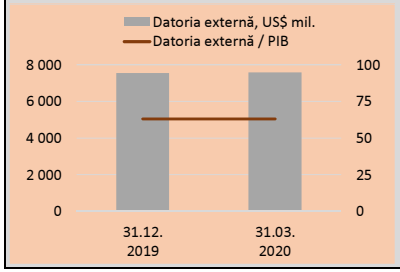
	ponderea 31.12. 2019, %	ponderea 31.03. 2020, %
Organizații	88	89
UE-27	6	5
CSI	2	2
Alți creditori	4	4