Principalii indicatori ai conturilor internaționale

Contul curent

	2019*	2020*	FPP%
Contul curent, US$ mil.	-1112	-893	-20
Contul curent / PIB	-9,3	-7,5	-19

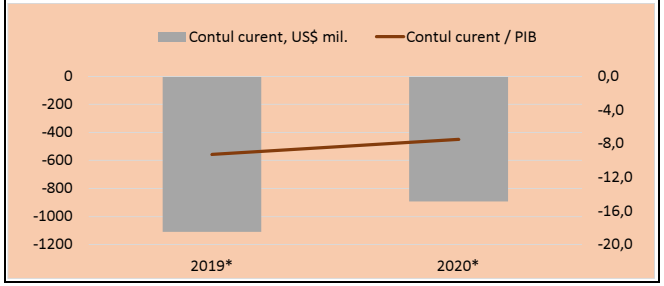

Remiterile personale

	2019*	2020*	FPP%		ponderea 2019 %	ponderea 2020 %
Remiteri personale, US$ mil.	1 817	1 810	0			
UE	799	893	12	UE	44	49
CSI	514	340	-34	CSI	28	19
Alte țări	505	577	14	Alte țări	28	32

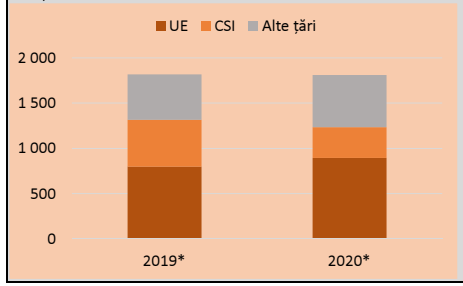

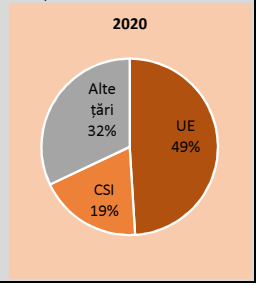

Transferurile bancare de peste hotare în favoarea persoanelor fizice

	2019*	2020*	FPP%		ponderea 2019 %	ponderea 2020 %
Transferuri, US$ mil.	1 223	1 487	22			
UE	485	700	44	UE	40	47
CSI	269	222	-17	CSI	22	15
Alte țări	469	565	21	Alte țări	38	38

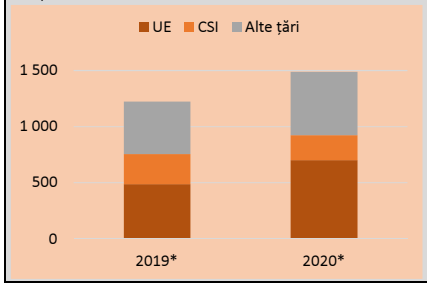

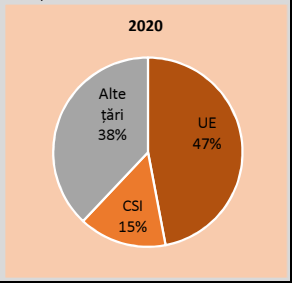

Comerțul exterior cu bunuri și servicii (balanța de plăți)

	2019*	2020*	FPP%
Export de bunuri și servicii (BP), US$ mil.	3 662	3 222	-12
Import de bunuri și servicii (BP), US$ mil.	-6 622	-5 934	-10
Balanța, US$ mil.	-2 960	-2 712	-8

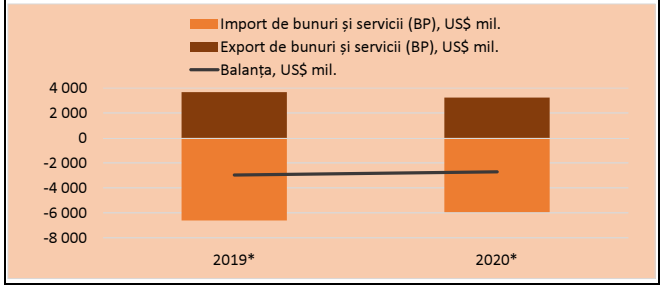

Comerțul exterior cu bunuri (balanța de plăți), US$ mil.

	2019*	2020*	FPP%		ponderea 2019 %	ponderea 2020 %
Export de bunuri (BP)	2 118	1 944	-8			
UE	1 213	1 184	-2	UE	57	61
CSI	443	383	-14	CSI	21	20
Alte țări	462	377	-18	Alte țări	22	19

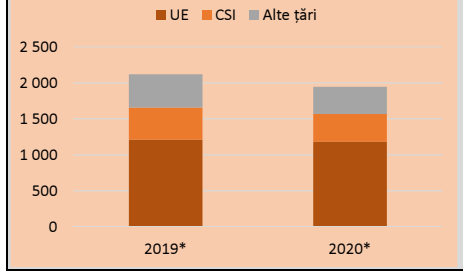

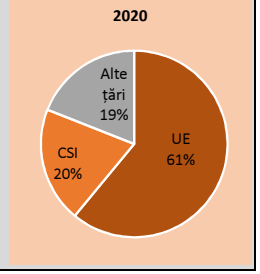

Investițiile directe, US$ mil.

	2019*	2020*	FPP%		ponderea 31.12. 2019*, %	ponderea 31.12. 2020*, %
ISD nete, flux	507	157	-69	UE	82	83
	31.12. 2019*	31.12. 2020*		CSI	6	4
ISD, stoc	4 738	4 738	0	Alte țări	12	13
ISD, capital propriu, stoc	2 831	2 813	-1			

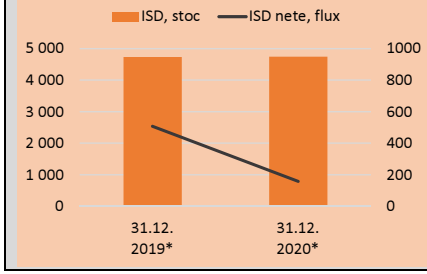

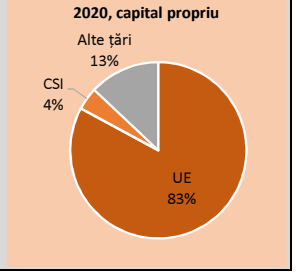

Comerțul exterior cu bunuri (balanța de plăți)

	2019*	2020*	FPP%
Export de bunuri (BP, FOB), US$ mil.	2 118	1 944	-8
Import de bunuri (BP, FOB), US$ mil.	-5 430	-5 039	-7
Balanța, US$ mil.	-3 312	-3 094	-7

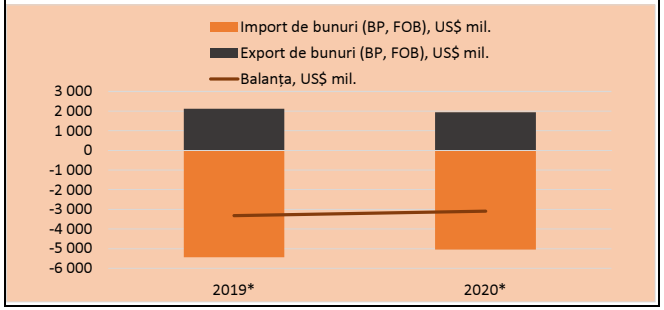

Comerțul exterior cu bunuri (balanța de plăți), US$ mil.

	2019*	2020*	FPP%		ponderea 2019 %	ponderea 2020 %
Imp. de bunuri (BP)	5 430	5 039	-7			
UE	2 999	2 706	-10	UE	55	54
CSI	1 456	1 348	-7	CSI	27	27
Alte țări	974	985	1	Alte țări	18	19

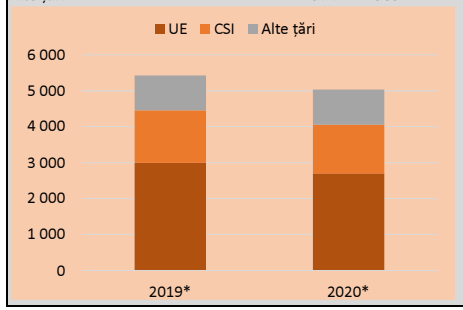

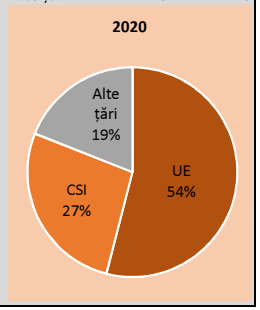

Datoria externă, US$ mil.

	31.12. 2019*	31.12. 2020*	FPP%		ponderea 31.12. 2019*, %	ponderea 31.12. 2020*, %
Datoria externă	7 446	8 438	13			
Datoria externă / PIB	62	71	14	Organizații	88	92
Dat. publică și public garantată	**1 919**	**2 430**	**27**	UE bilaterale	6	3
				CSI bilaterale	2	1
				Alți creditori	4	4

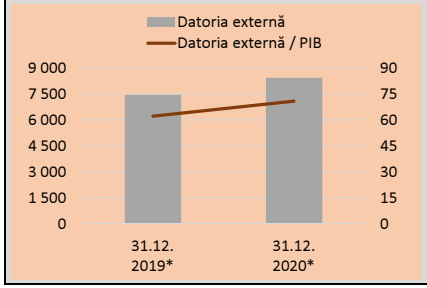

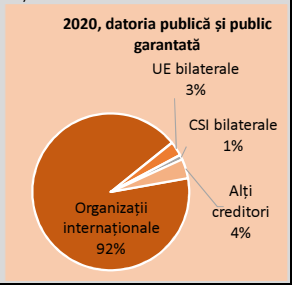

**date revizuite*