Principalii indicatori ai conturilor internaționale

Contul curent

	2018-IV	2019-IV	FPP%
Contul curent, US$ mil.	-376	-213	-43
Contul curent / PIB	-12,5	-6,8	-46

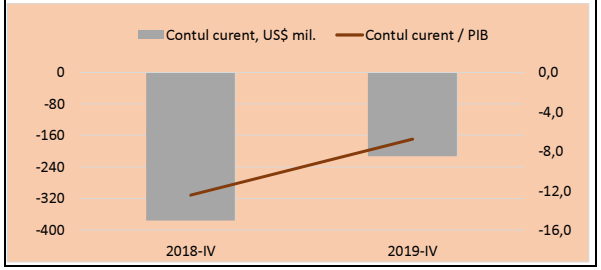

Remiterile personale

	2018-IV	2019-IV	FPP%		ponderea 2018-IV %	ponderea 2019-IV %
Remiteri personale	454	477	5			
UE	200	236	18	UE	44	49
CSI	146	130	-11	CSI	32	27
Alte țări	109	112	3	Alte țări	24	23

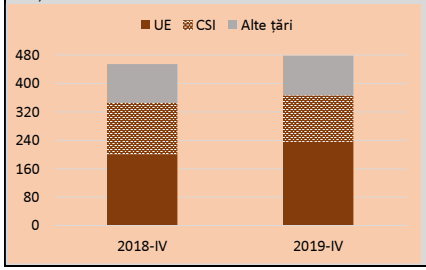

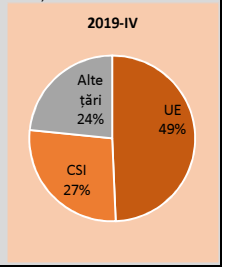

Transferurile bancare de peste hotare în favoarea persoanelor fizice

	2018-IV	2019-IV	FPP%		ponderea 2018-IV %	ponderea 2019-IV %
Transferuri	311	320	3			
UE	134	156	17	UE	43	49
CSI	80	67	-16	CSI	26	21
Alte țări	97	97	0	Alte țări	31	30

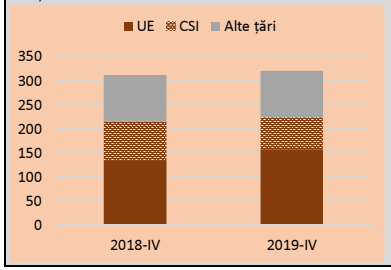

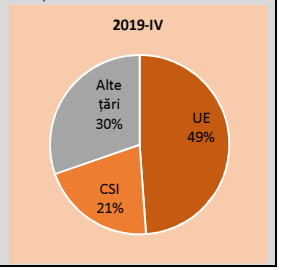

Comerțul exterior

	2018-IV	2019-IV	FPP%
Export de bunuri și servicii (BP)	944	999	6
Import de bunuri și servicii (BP)	-1 763	-1 785	1
Balanța	-819	-786	-4

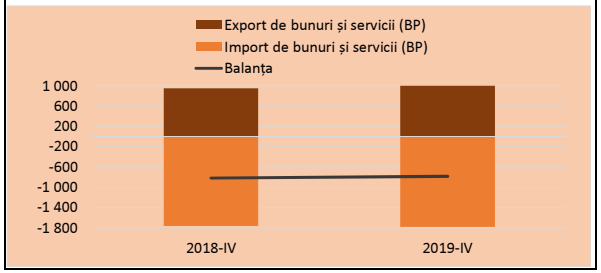

Comerțul exterior

	2018-IV	2019-IV	FPP%		ponderea 2018-IV %	ponderea 2019-IV %
Export de bunuri (BNS ajustat)	536	594	11			
UE	311	364	17	UE	58	61
CSI	109	133	22	CSI	20	22
Alte țări	116	97	-16	Alte țări	22	16

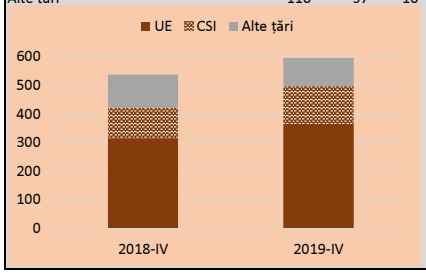

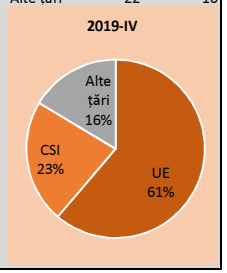

Investițiile directe

	2019-III	2019-IV	FPP%		ponderea 30.09. 2019, %	ponderea 31.12. 2019, %
ISD nete, flux	103	74	-28	UE	86	84
	30.09. 2019	**31.12. 2019**		CSI	5	7
ISD, stoc	4 674	4 836	3	Alte țări	9	9
ISD, capital propriu, stoc	2 710	2 825	4			

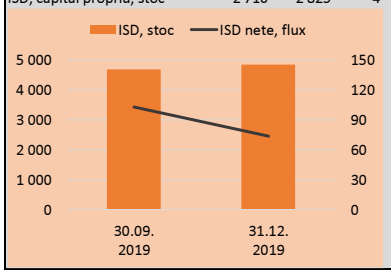

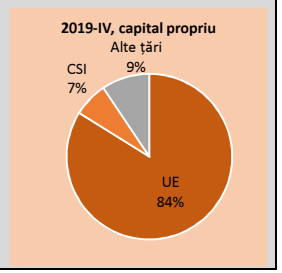

Comerțul exterior

	2018-IV	2019-IV	FPP%
Export de bunuri (BP)	554	615	11
Import de bunuri (BP, FOB)	-1 465	-1 478	1
Balanța	-911	-863	-5

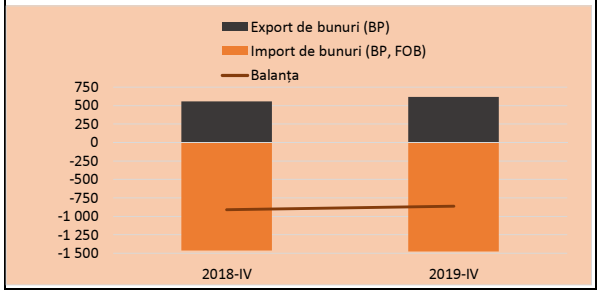

Comerțul exterior

	2018-IV	2019-IV	FPP%		ponderea 2018-IV %	ponderea 2019-IV %
Import de bunuri (BNS ajustat, CIF)	1 466	1 466	0			
UE	767	797	4	UE	52	54
CSI	466	418	-10	CSI	32	29
Alte țări	233	251	8	Alte țări	16	17

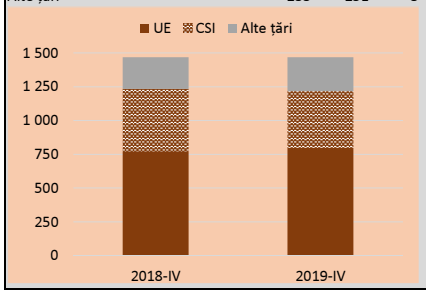

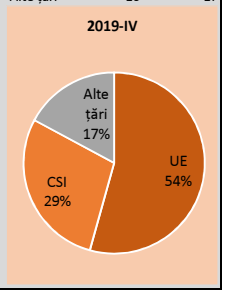

Datoria externă
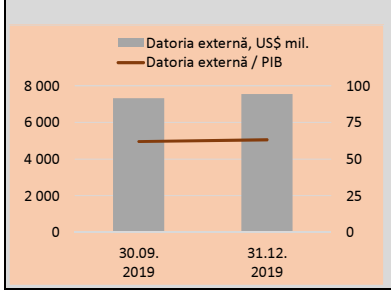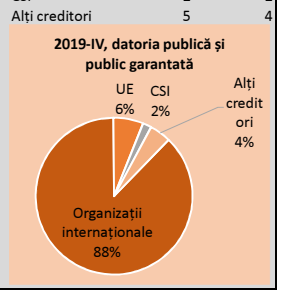
	30.09. 2019	31.12. 2019	FPP%		ponderea 30.09. 2019, %	ponderea 31.12. 2019, %
Datoria externă, US$ mil.	7 315	7 546	3			
Datoria externă / PIB	62	63	2	Organizații	87	88
Dat. publică și public garantată	**1 873**	**1 919**	**2**	UE	6	6
				CSI	2	2
				Alți creditori	5	4