Principalii indicatori ai conturilor internaționale

Contul curent

	2018	2019	FPP%
Contul curent, US$ mil.	-1186	-1119	-6
Contul curent / PIB	-10,4	-9,3	-10

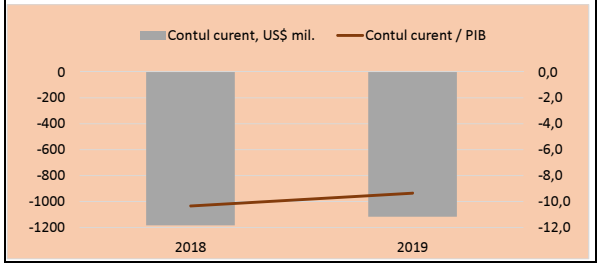

Remiterile personale

	2018	2019	FPP%		ponderea 2018 %	ponderea 2019 %
Remiteri personale	1 744	1 817	4			
CSI	585	514	-12	CSI	34	28
RL	1 159	1 303	12	RL	66	72

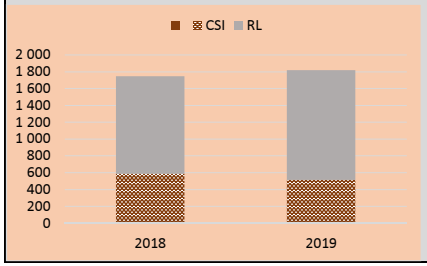

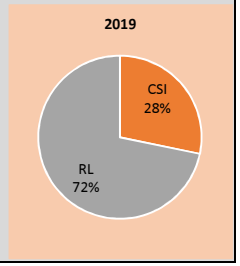

Transferurile bancare de peste hotare în favoarea persoanelor fizice

	2018	2019	FPP%		ponderea 2018 %	ponderea 2019 %
Transferuri	1 267	1 223	-3			
UE	513	570	11	UE	41	47
CSI	358	269	-25	CSI	28	22
Alte țări	396	383	-3	Alte țări	31	31

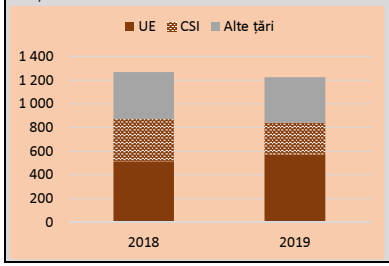

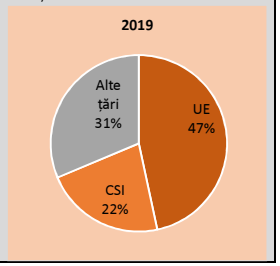

Comerțul exterior

	2018	2019	FPP%
Export de bunuri și servicii (BP)	3 448	3 660	6
Import de bunuri și servicii (BP)	-6 387	-6 621	4
Balanța	-2 939	-2 961	1

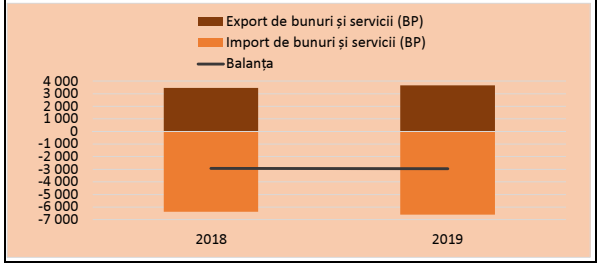

Comerțul exterior

	2018	2019	FPP%		ponderea 2018 %	ponderea 2019 %
Export de bunuri (BP)	1 975	2 118	7			
UE	1 208	1 237	2	UE	61	58
CSI	425	444	4	CSI	22	21
Alte țări	342	437	28	Alte țări	17	21

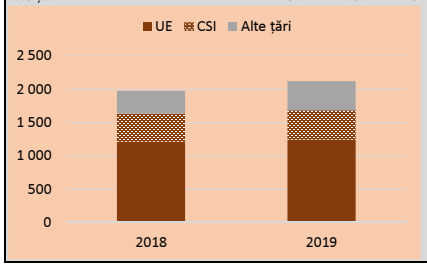

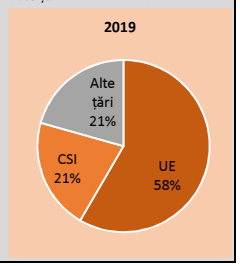

Investițiile directe

	2018	2019	FPP%		ponderea 31.12. 2018, %	ponderea 31.12. 2019, %
ISD nete, flux	289	502	74	UE	83	87
	31.12. 2018	31.12. 2019		CSI	6	6
ISD, stoc	4 084	4 734	16	Alte țări	11	7
ISD, capital propriu, stoc	2 236	2 831	27			

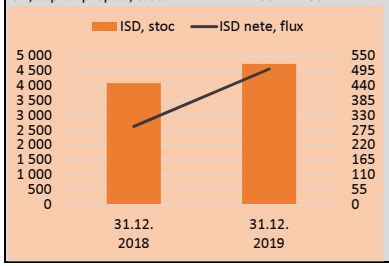

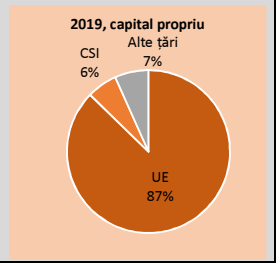

Comerțul exterior

	2018	2019	FPP%
Export de bunuri (BP)	1 975	2 118	7
Import de bunuri (BP, FOB)	-5 269	-5 430	3
Balanța	-3 294	-3 312	1

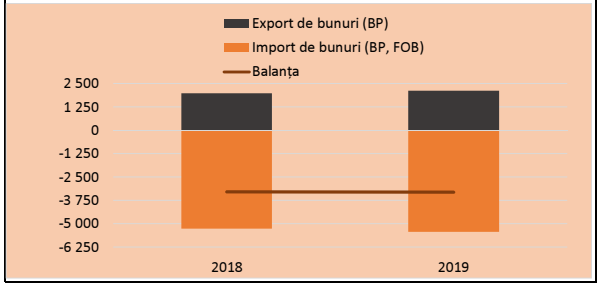

Comerțul exterior

	2018	2019	FPP%		ponderea 2018 %	ponderea 2019 %
Import de bunuri (BP)	5 269	5 430	3			
UE	2 907	3 042	5	UE	55	56
CSI	1 475	1 458	-1	CSI	28	27
Alte țări	887	930	5	Alte țări	17	17

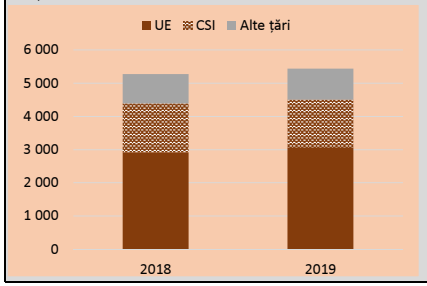

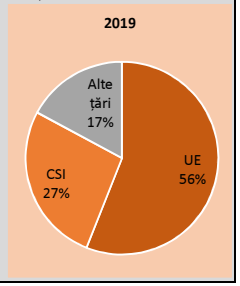

Datoria externă
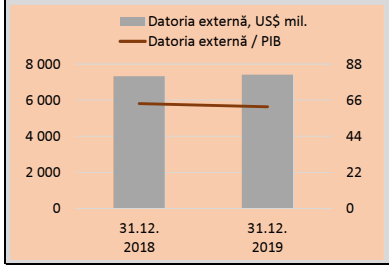
	31.12. 2018	31.12. 2019	FPP%		ponderea 31.12. 2018, %	ponderea 31.12. 2019, %
Datoria externă, US$ mil.	7 322	7 416	1			
Datoria externă / PIB	64	62	-3	Organizații	84,7	82,5
Dat. publică și public garantată	**1 939**	**1 919**	**-1**	UE bilaterale	8,6	6,2
				CSI bilaterale	2,1	1,8
				Alți creditori	4,0	9,5