Principalii indicatori ai conturilor internaționale

Contul curent

	2021-I	2022-I	FAP
Contul curent, mil. USD	-345,32	-532,37	54,2%
Contul curent / PIB (%)	-12,6	-17,1	-4,5 p.p.

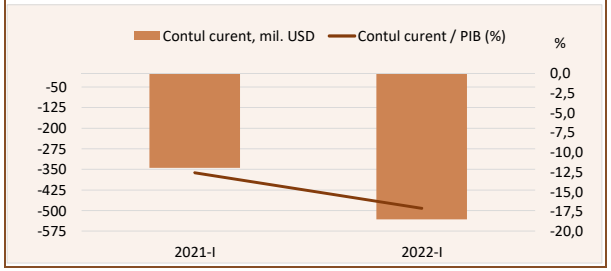

Remiterile personale

	2021-I	2022-I	FAP
Remiteri personale, mil. USD	472,70	428,35	-9,4%
UE-27	253,52	245,22	-3,3%
CSI	71,89	41,12	-42,8%
Alte țări	147,29	142,01	-3,6%

	ponderea 2021-I, %	ponderea 2022-I, %
UE-27	53,6	57,2
CSI	15,2	9,6
Alte țări	32,2	33,2

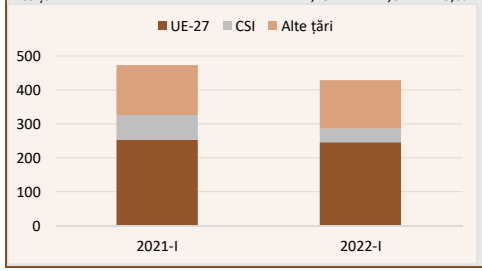

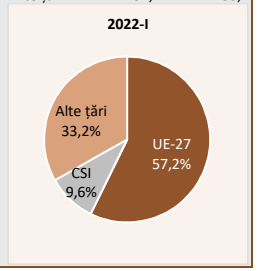

Transferurile bancare de peste hotare în favoarea persoanelor fizice

	2021-I	2022-I	FAP
Transferuri, mil. USD	395,51	372,67	-5,8%
UE-27	195,71	197,12	0,7%
CSI	46,41	30,18	-35,0%
Alte țări	153,39	145,37	-5,2%

	ponderea 2021-I, %	ponderea 2022-I, %
UE-27	49,5	52,9
CSI	11,7	8,1
Alte țări	38,8	39,0

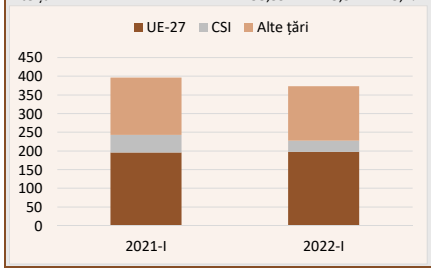

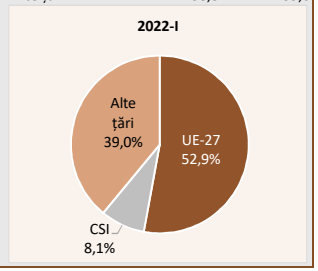

Comerțul exterior cu bunuri și servicii (balanța de plăți)

	2021-I	2022-I	FAP
Export de bunuri și servicii (BP), mil. USD	873,85	1 353,06	54,8%
Import de bunuri și servicii (BP), mil. USD	-1 679,92	-2 167,90	29,0%
Balanța, mil. USD	-806,07	-814,84	1,1%

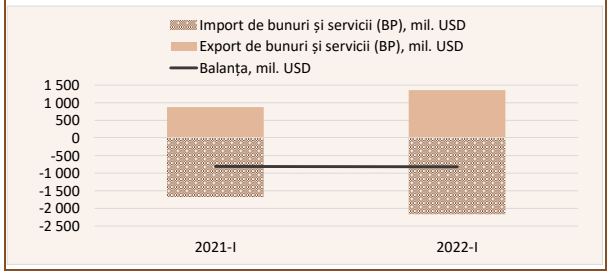

Comerțul exterior cu bunuri (BNS ajustat), mil. USD

	2021-I	2022-I	FAP
Export de bunuri (BNS ajustat)	525,30	888,09	69,1%
UE-27	303,14	572,73	88,9%
CSI	111,96	102,30	-8,6%
Alte țări	110,20	213,06	93,3%

	ponderea 2021-I, %	ponderea 2022-I, %
UE-27	57,7	64,5
CSI	21,3	11,5
Alte țări	21,0	24,0

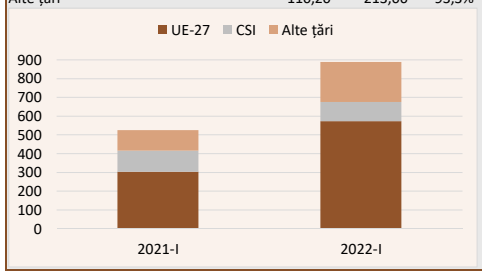

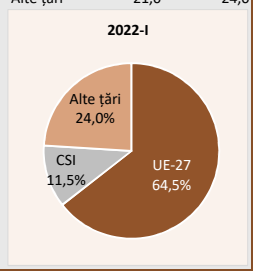

Investițiile directe, mil. USD

	2021-IV	2022-I	FPP
ISD nete, flux	58,79	194,55	230,9%
	31.12. 2021	31.03. 2022	
ISD, stoc	4 800,73	4 872,86	1,5%
ISD, capital propriu, stoc	2 884,85	2 935,19	1,7%

	ponderea 31.12. 2021, %	ponderea 31.03. 2022, %
UE-27	85,9	87,1
CSI	0,8	0,6
Alte țări	13,3	12,3

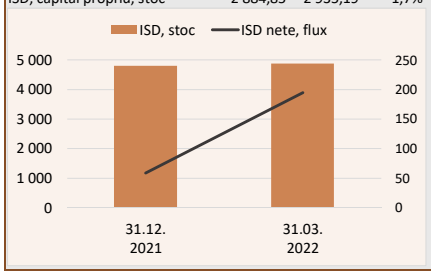

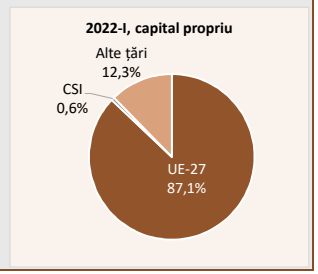

Comerțul exterior cu bunuri (balanța de plăți)

	2021-I	2022-I	FAP
Export de bunuri (BP), mil. USD	538,36	905,75	68,2%
Import de bunuri (BP, FOB), mil. USD	-1 442,35	-1 880,00	30,3%
Balanța, mil. USD	-903,99	-974,25	7,8%

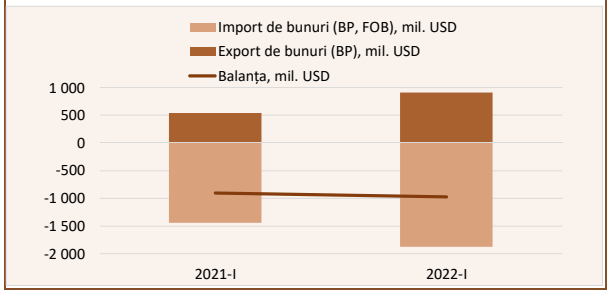

Comerțul exterior cu bunuri (BNS ajustat), mil. USD

	2021-I	2022-I	FAP
Imp. de bunuri (BNS ajustat, CIF)	1 446,70	1 911,87	32,2%
UE-27	780,53	1 005,76	28,9%
CSI	387,87	608,13	56,8%
Alte țări	278,30	297,98	7,1%

	ponderea 2021-I, %	ponderea 2022-I, %
UE-27	54,0	52,6
CSI	26,8	31,8
Alte țări	19,2	15,6

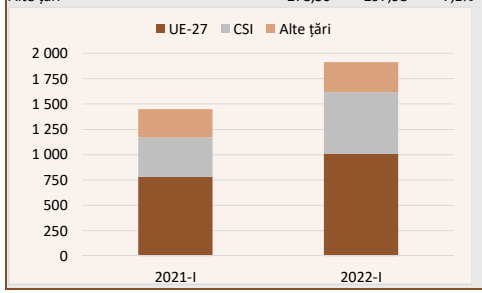

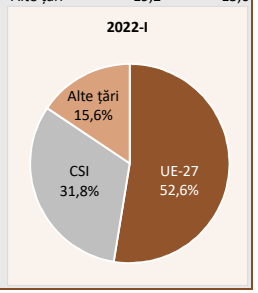

Datoria externă, mil. USD

	31.12. 2021	31.03. 2022	FPP
Datoria externă	9 013,73	8 986,79	-0,3%
Datoria externă / PIB	65,9	64,0	-1,9 p.p.
Datoria externă publică	**2 731,00**	**2 677,95**	**-1,9%**

	ponderea 31.12. 2021, %	ponderea 31.03. 2022, %
Organizații internaționale	95,6	95,9
UE bilaterale	1,3	1,0
CSI bilaterale	0,5	0,5
Alți creditori	2,6	2,6

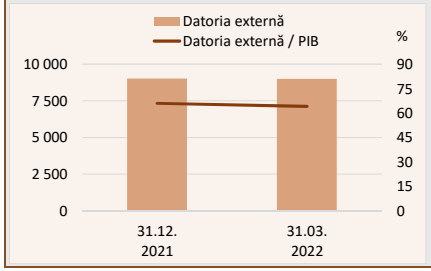

FAP - **f**ață de (perioada similară) **a**nul **p**recedent
FPP - **f**ață de **p**erioada **p**recedentă