Principalii indicatori ai conturilor internaționale

Contul curent

	2018-III	2019-III	FPP%
Contul curent, US$ mil.	-339	-377	11
Contul curent / PIB	-9,7	-10,4	7

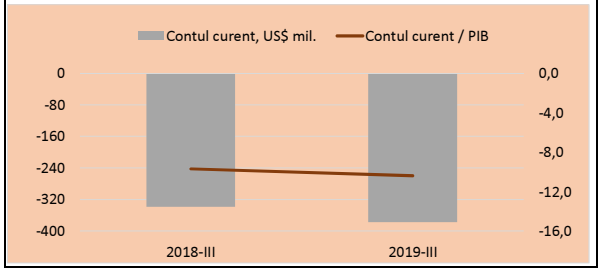

Remiterile personale

	2018-III	2019-III	FPP%		ponderea 2018-III %	ponderea 2019-III %
Remiteri personale	443	460	4			
UE	190	214	12	UE	43	46
CSI	149	137	-8	CSI	34	30
Alte țări	104	109	5	Alte țări	23	24

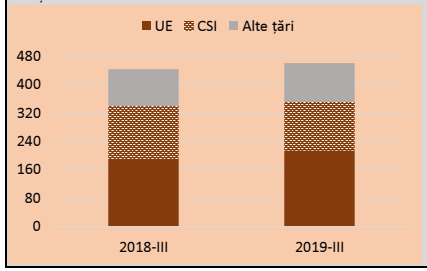

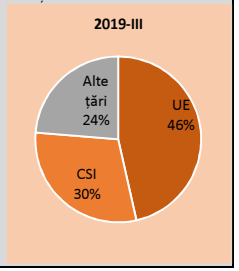

Transferurile bancare de peste hotare în favoarea persoanelor fizice

	2018-III	2019-III	FPP%		ponderea 2018-III %	ponderea 2019-III %
Transferuri	315	314	0			
UE	129	146	13	UE	41	46
CSI	91	72	-21	CSI	29	23
Alte țări	95	96	1	Alte țări	30	31

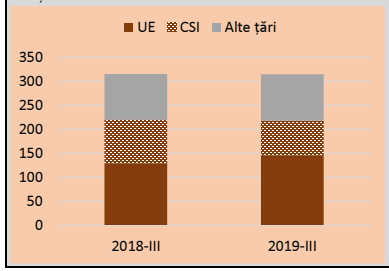

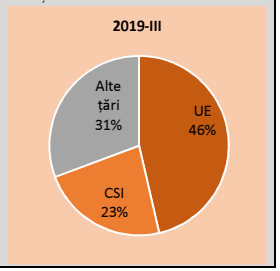

Comerțul exterior

	2018-III	2019-III	FPP%
Export de bunuri și servicii (BP)	855	924	8
Import de bunuri și servicii (BP)	-1 615	-1 702	5
Balanța	-760	-778	2

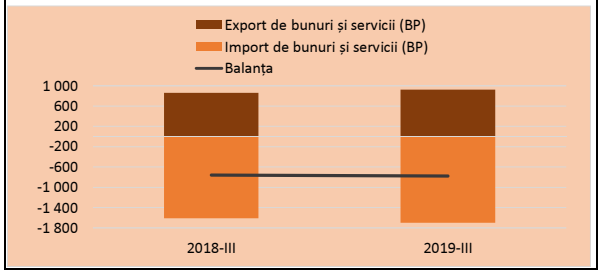

Comerțul exterior

	2018-III	2019-III	FPP%		ponderea 2018-III %	ponderea 2019-III %
Export de bunuri (BNS ajustat)	438	495	13			
UE	279	300	8	UE	64	61
CSI	99	99	1	CSI	23	20
Alte țări	60	95	58	Alte țări	14	19

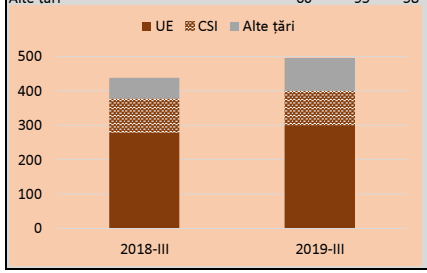

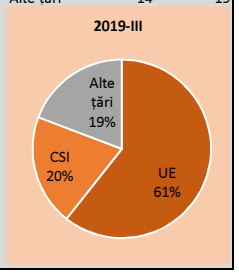

Investițiile directe

	2019-II	2019-III	FPP%		ponderea 30.06. 2019, %	ponderea 30.09. 2019, %
ISD nete, flux	293	101	-65	UE	86	86
	30.06. 2019	30.09. 2019		CSI	5	5
ISD, stoc	4 481	4 673	4	Alte țări	9	9
ISD, capital propriu, stoc	2 551	2 710	6			

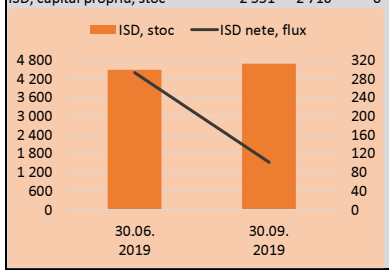

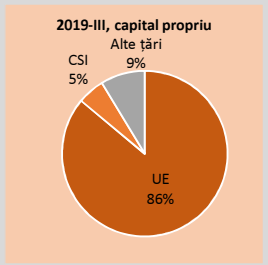

Comerțul exterior

	2018-III	2019-III	FPP%
Export de bunuri (BP)	455	515	13
Import de bunuri (BP, FOB)	-1 331	-1 381	4
Balanța	-876	-866	-1

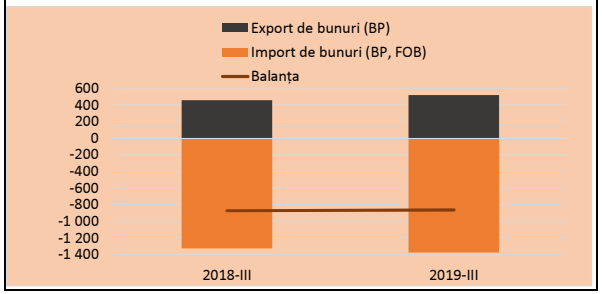

Comerțul exterior

	2018-III	2019-III	FPP%		ponderea 2018-III %	ponderea 2019-III %
Import de bunuri (BNS ajustat, CIF)	1 327	1 365	3			
UE	719	761	6	UE	54	56
CSI	398	361	-9	CSI	30	26
Alte țări	210	243	16	Alte țări	16	18

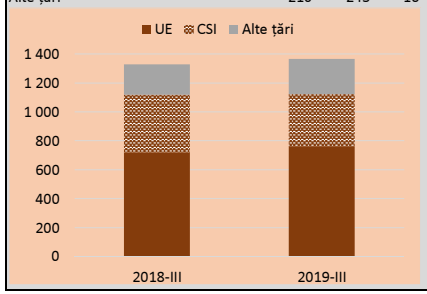

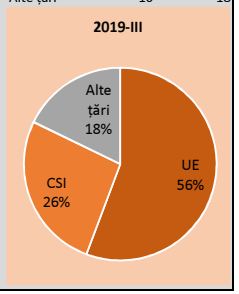

Datoria externă
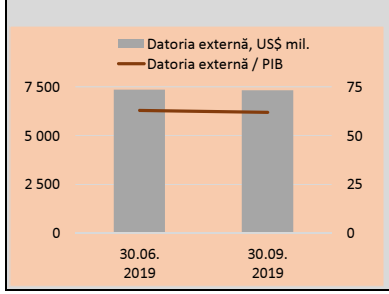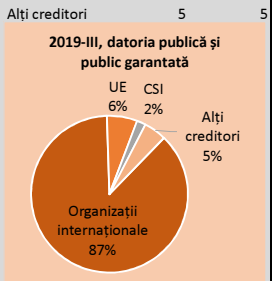
	30.06. 2019	30.09. 2019	FPP%		ponderea 30.06. 2019, %	ponderea 30.09. 2019, %
Datoria externă, US$ mil.	7 340	7 317	0			
Datoria externă / PIB	63	62	-2	Organizații	86	87
Dat. publică și public garantată	**1 927**	**1 873**	**-3**	UE	7	6
				CSI	2	2
				Alți creditori	5	5