

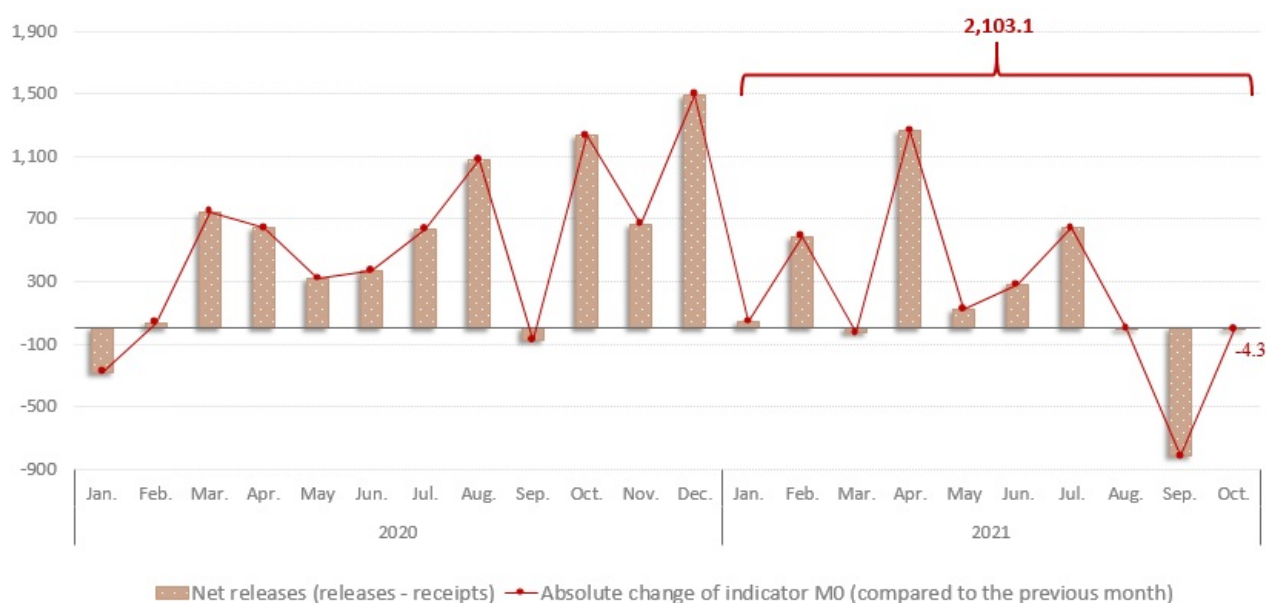
19.11.2021

Analysis of the volume of cash operations in domestic currency for January - October 2021

In October 2021, the currency in circulation (M0)¹ amounted to MDL 31,922.0 million, increasing by MDL 2,103.1 million (7.1%) compared to December 2020 (chart no. 1) as a result of exceeding of the volume of cumulative releases over the volume of cumulative receipts per banking system by MDL 2,103.2 million² in period January – October 2021.

Chart no. 1.

Correlation of the M0 indicator with the volume of cash operations on the banking system, million MDL

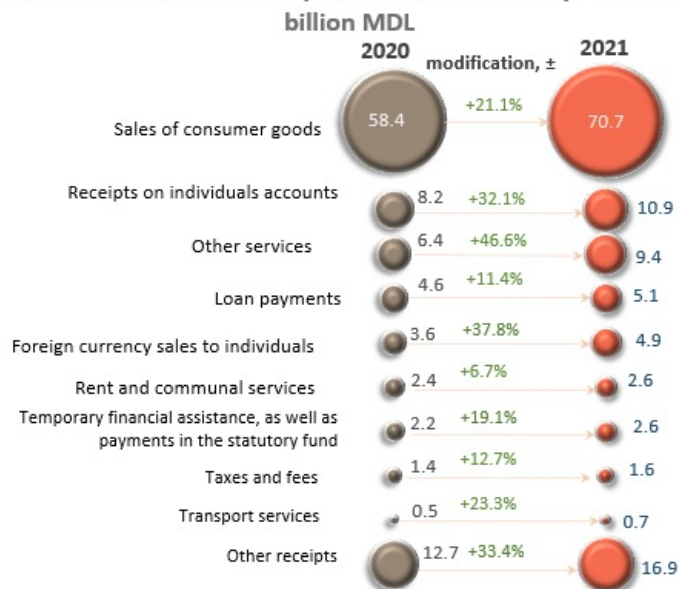


During January - October 2021, the volume of cash receipts increased by 24.9% compared to the similar period of the previous year and amounted to MDL 125,374.4 million. The increase in the volume of cash receipts was mainly determined by the increase by 21.1% of the receipts from the sale of consumer goods (regardless of the sales channel), which have the largest share (56.4%) of total volume of receipts (Chart no. 2). This evolution was supported by the increase of all sources of cash receipts.

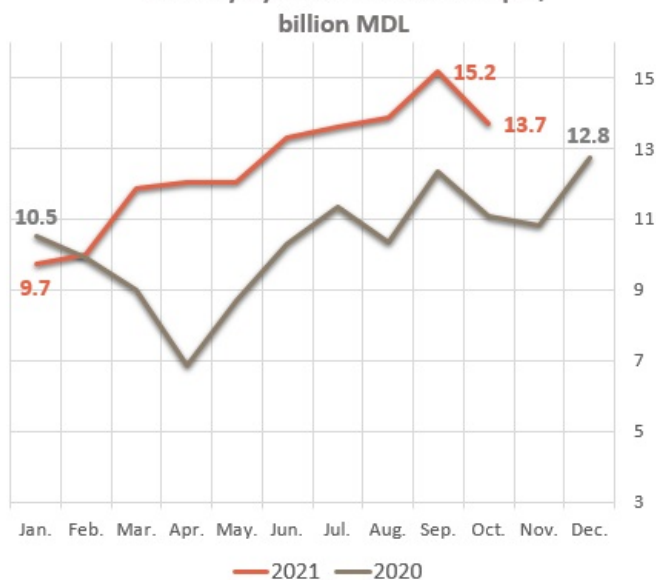
Chart no. 2.

Main sources of cash receipts in licensed banks vaults and their monthly dynamics

Main sources of cash receipts, cumulative January - October,



Monthly dynamics of cash receipts,

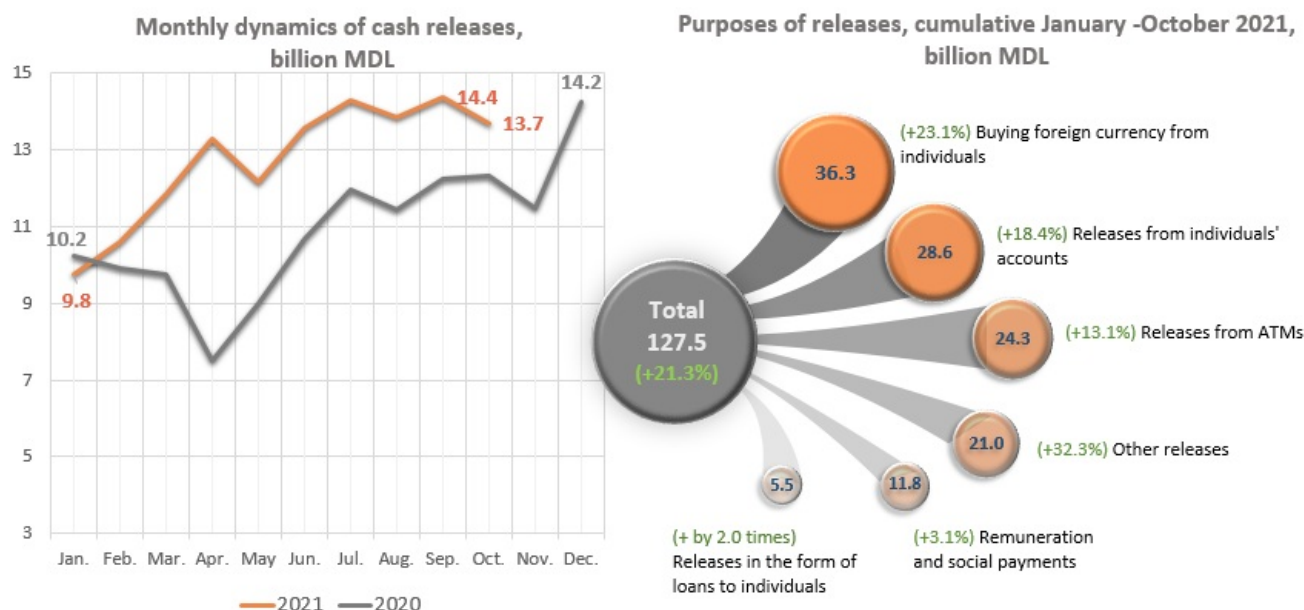


At the same time, in October 2021, the volume of receipts amounted MDL 13,704.6 million (-9.8% compared to September 2021 and +23.7% compared to October 2020).

The volume of cash releases from licensed banks vaults in January-October 2021 increased by 21.3% compared to the same period of the previous year and amounted MDL 127,477.6 million (Chart no. 3).

Chart no. 3.

Main purposes of cash releases from licensed banks vaults and their monthly dynamics



This change was mainly determined by the increase of the releases to purchase foreign currencies from individuals by MDL 6,826.5 million (23.1%), amounting to MDL 36,321.0 million (the equivalent of USD 2,053.9 million³). Their share increased by 0.4 percentage points and accounted for 28.5% of the total volume of cash release.

At the same time, the releases from individuals⁴ accounts increased by 18.4%, amounting to MDL 28,628.6 million, which represents 22.5% of the total releases volume.

It should be noted, that releases from ATMs had a significant share of 19.1% of total releases and increased in January - October 2021 by 13.1% compared to the same period of the previous year.

In October, the volume of cash releases amounted to MDL 13,700.3 million, less by MDL 4.3 million than the volume of receipts. Compared to September 2021, cash releases decreased by MDL 676.2 million or by 4.7%.

[1]

Instruction on the compilation by banks of the Report on the volume of cash operations [2]

-
1. Currency in circulation (M0) represent circulating cash issued by the National Bank of Moldova, except for cash in banks and NBM vault;
 2. The volume of cash operations includes transactions with commemorative coins;
 3. Recalculated using the official average exchange rate;
 4. Current, deposit and card accounts are included.

See also

Tags

[cash operations in the national currency](#) [3]

[cash operations](#) [4]

[the currency in circulation](#) [5]

[The analysis of cash operations](#) [6]

[volume of cumulative release](#) [7]

[volume of cumulative receipts](#) [8]

Source URL:

<http://bnm.md/en/content/analysis-volume-cash-operations-domestic-currency-january-october-2021>

Related links:

[1] http://bnm.md/files/anexa_eng_10.xls [2] <http://bnm.md/ro/content/instructiunea-cu-privire-la-modul-de-intocmire-de-catre-banci-raportului-privind-volumul> [3] [http://bnm.md/en/search?hashtags\[0\]=cash operations in the national currency](http://bnm.md/en/search?hashtags[0]=cash%20operations%20in%20the%20national%20currency) [4] [http://bnm.md/en/search?hashtags\[0\]=cash operations](http://bnm.md/en/search?hashtags[0]=cash%20operations) [5] [http://bnm.md/en/search?hashtags\[0\]=the currency in circulation](http://bnm.md/en/search?hashtags[0]=the%20currency%20in%20circulation) [6] [http://bnm.md/en/search?hashtags\[0\]=The analysis of cash operations](http://bnm.md/en/search?hashtags[0]=The%20analysis%20of%20cash%20operations) [7] [http://bnm.md/en/search?hashtags\[0\]=volume of cumulative release](http://bnm.md/en/search?hashtags[0]=volume%20of%20cumulative%20release) [8] [http://bnm.md/en/search?hashtags\[0\]=volume of cumulative receipts](http://bnm.md/en/search?hashtags[0]=volume%20of%20cumulative%20receipts)