

20.06.2018

## Credits and deposits market in May 2018

In May 2018, weighted average interest rate Data included in this communiqué are reflected in accordance with the Instruction on reporting the interest rates applied by banks of the Republic of Moldova, approved by the Decision of the Executive Board of the NBM no.331 of 01 December 2016, Official Monitor of the Republic of Moldova no.441-451 of 16.12.2016 [1] on new loans extended in domestic currency recorded 8.63 percent, having decreased by 1.63 percentage points compared to the same period of the previous year (Chart 1). At the same time, it dropped by 0.37 percentage points compared to the previous month.

Loans with maturity ranging from two to 5 years recorded highest demand. In May 2018, their share accounted for 44.82 percent of total domestic currency loans (Chart 2), which were extended at an average rate of 8.14 percent (having decreased by 0.49 percentage points compared to the previous month).

Chart no. 1. Interest rate on new granted loans (% per annum)

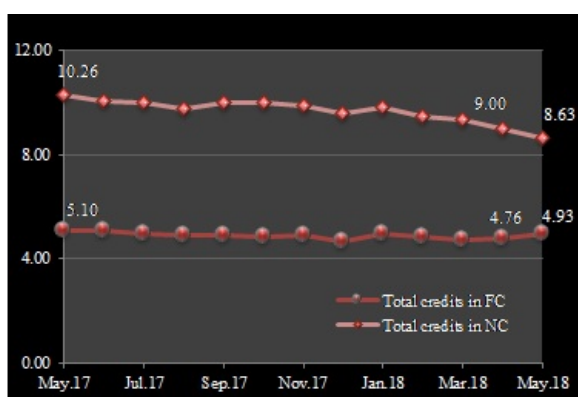
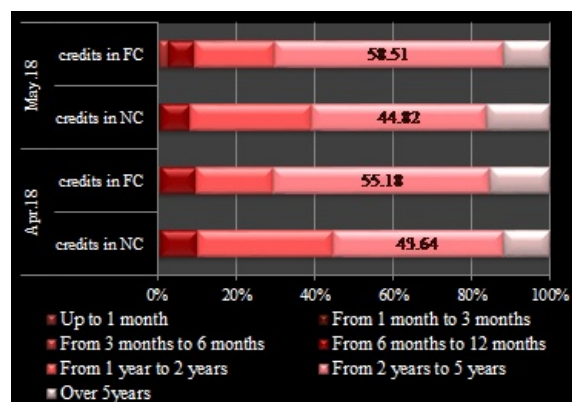


Chart no. 2. Loans structure, by maturity (%)



Domestic currency loans to legal entities held the largest share of 53.65 percent of total new loans extended, having an average interest rate of 9.32 percent. At the same time, domestic currency loans extended to individuals at an average rate of 7.82 percent (Chart 3).

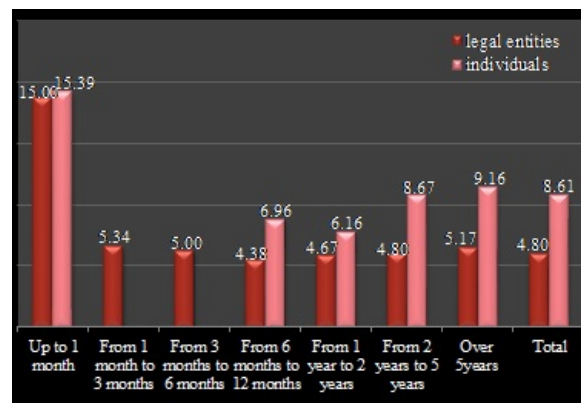
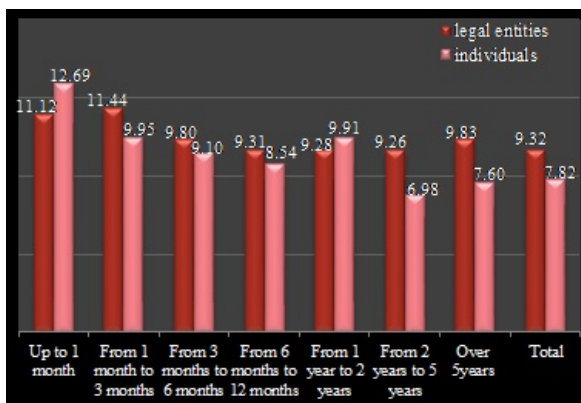
Weighted average interest rate on new loans extended in foreign currency recorded 4.93 percent, having decreased by 0.17 percentage points compared to May 2017. As compared to the previous month, the average interest rate increased by 0.17 percentage points.

In the reporting month, new foreign currency loans mainly represented by loans, to legal entities, extended at an average rate of 4.80 percent, accounting for 96.61 percent of total foreign currency loans (Chart 4).

The highest demand was recorded for foreign currency loans with maturity ranging from two to 5 years (58.51 percent of total foreign currency loans), which were extended at an average interest rate of 4.98 percent.

Chart no. 3. Interest rates on loans granted in national currency, by contractual maturities (% per annum)

Chart. 4. Interest rates on loans granted in foreign currency, by contractual maturities (% per annum)



In May 2018, average weighted interest rate on domestic currency term deposits recorded 4.20 percent, having decreased by 1.13 percentage points compared to May 2017 (Chart 5). As compared to April 2018, the average interest rate on domestic currency term deposits has decreased by 0.27 percentage points.

Term deposits with maturity ranging from one to 3 months placed at an average interest rate of 3.85 percent, and held the largest share in total domestic currency term deposits of 41.78 percent (Chart 6).

Chart no. 5. Interest rates on new term deposits by banking system (% per annum)

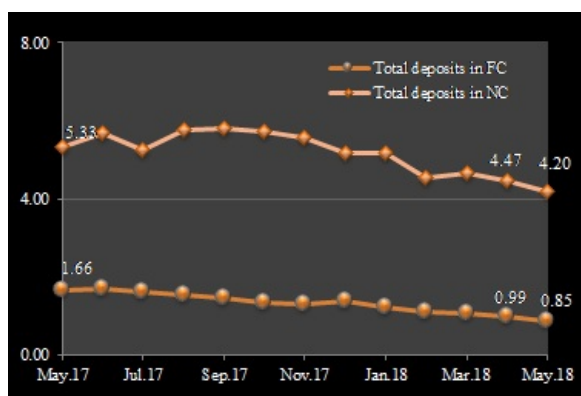
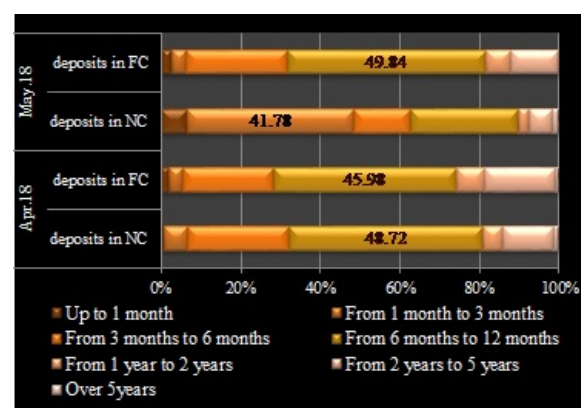


Chart no. 6. Deposits structure, by maturity (%)



The share of individuals' domestic currency term deposits accounted for 41.90 percent of total domestic currency term deposits, having recorded a decrease of 34.56 percentage points compared to the previous month.

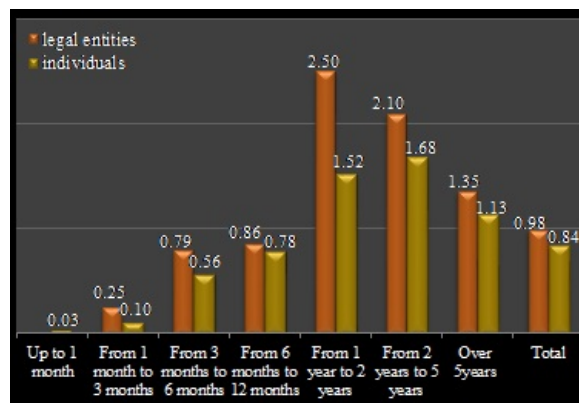
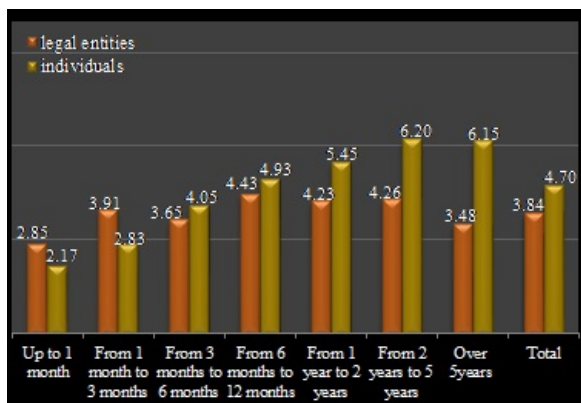
The average weighted interest rate on these deposits recorded 4.70 percent (Chart 7). The average interest rate on legal entities' deposits dropped to 3.84 percent, recording a decrease of 0.03 percentage points compared to the previous month.

Weighted average interest rate on foreign currency term deposits recorded 0.85 percent, having decreased by 0.81 percentage points compared to May 2017 and by 0.14 percentage points compared to April 2018.

Term deposits with maturity ranging from six to 12 months held the largest share of 49.8 percent in total foreign currency term deposits, being placed at an average interest rate of 0.79 percent and having decreased by 0.05 percentage points compared to the previous month (Chart 8).

Chart no.7 Interest rates on term deposits attracted in national currency, by contractual maturities (% per annum)

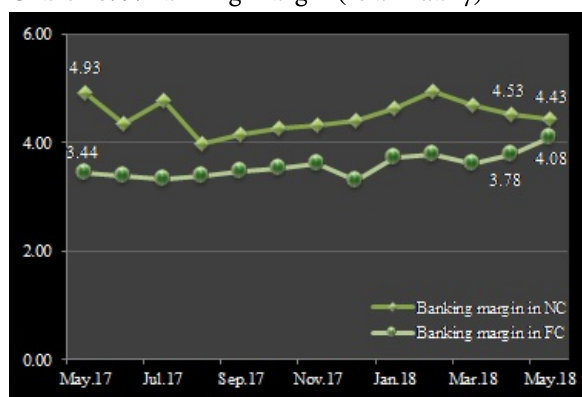
Chart no. 8. Interest rates on term deposits attracted in foreign currency, by contractual maturities (% per annum)



Banking margin on domestic currency operations decreased to 4.43 percent, having dropped by 0.10 percentage points compared to the previous month (Chart 9).

Banking margin on foreign currency operations recorded 4.08 percent, having increased by 0.30 percentage points compared to April 2018.

Chart no. 9. Banking margin (% annually)



Statistics [2]

See also

Tags

[deposits](#) [3]

[credits](#) [4]

[average interest rate](#) [5]

[credits market](#) [6]

[deposits market](#) [7]

[interest rate](#) [8]

Source URL:

<http://bnm.md/en/content/credits-and-deposits-market-may-2018>

Related links:

[1] <http://bnm.md/ro/content/instructiune-cu-privire-la-modul-de-intocmire-si-prezentare-rapoartelor-privind-ratele> [2] <http://bnm.md/bdi/pages/reports/dpmc/DPMC4.xhtml?id=0&lang=en> [3] [http://bnm.md/en/search?hashtags\[0\]=deposits](http://bnm.md/en/search?hashtags[0]=deposits) [4] [http://bnm.md/en/search?hashtags\[0\]=credits](http://bnm.md/en/search?hashtags[0]=credits) [5] [http://bnm.md/en/search?hashtags\[0\]=average-interest-rate](http://bnm.md/en/search?hashtags[0]=average-interest-rate) [6] [http://bnm.md/en/search?hashtags\[0\]=credits-market](http://bnm.md/en/search?hashtags[0]=credits-market) [7] [http://bnm.md/en/search?hashtags\[0\]=deposits-market](http://bnm.md/en/search?hashtags[0]=deposits-market) [8] [http://bnm.md/en/search?hashtags\[0\]=interest-rate](http://bnm.md/en/search?hashtags[0]=interest-rate)

