

18.11.2022

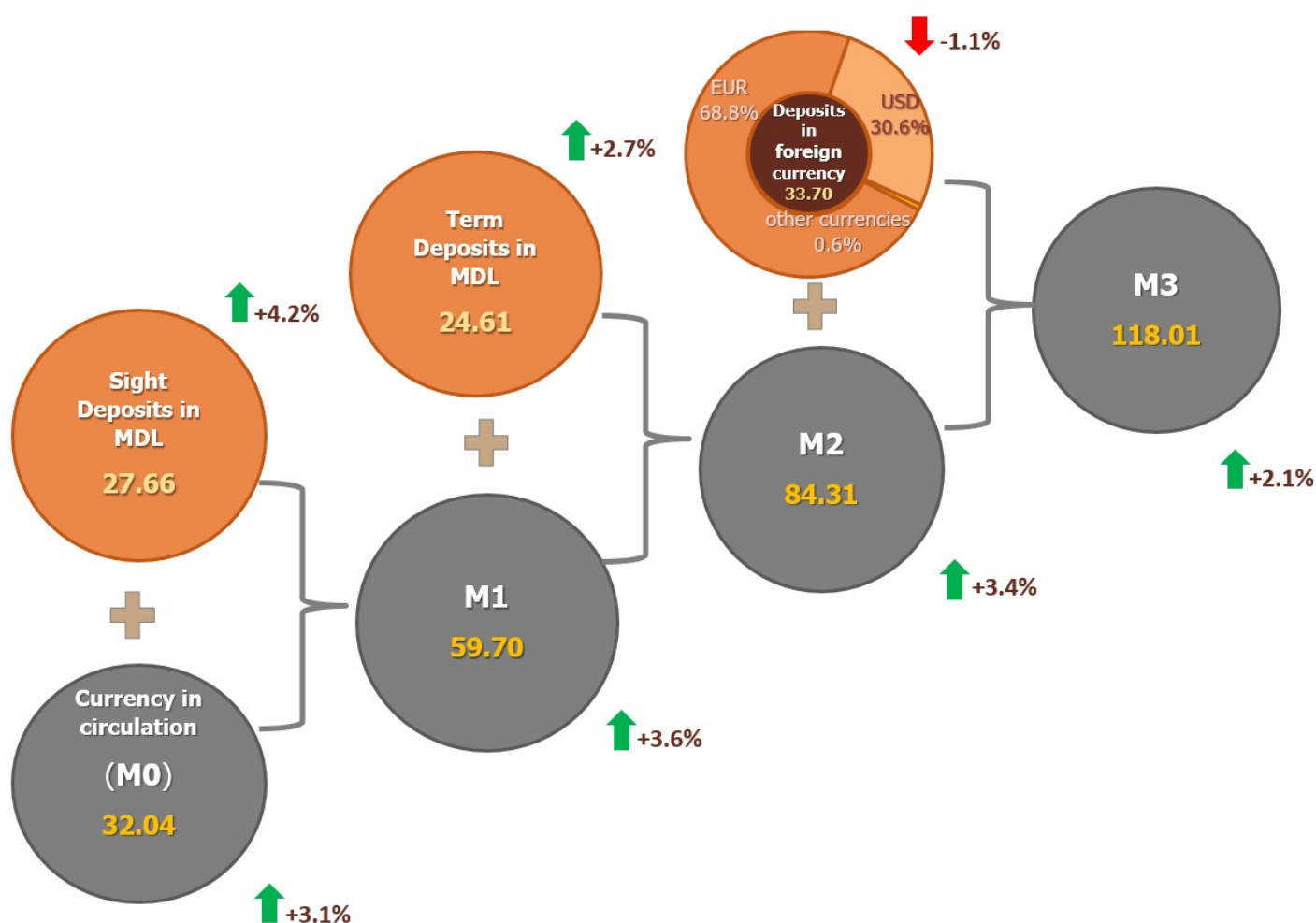
Evolution of monetary indicators in October 2022

In October 2022, the monetary base¹ increased by MDL 1,500.8 million (2.1%) compared to the previous month and amounted to MDL 73,169.2 million, being 25.0% higher than in the similar period of the previous year.

Money supply M0² (currency in circulation) increased by MDL 973.2 million or by 3.1% compared to September 2022 and amounted MDL 32,038.9 million, being by 0.4% higher than in the similar period of the previous year (Chart 1).

Chart 1.

Evolution of money supply in October 2022 compared to the previous month, billion MDL³

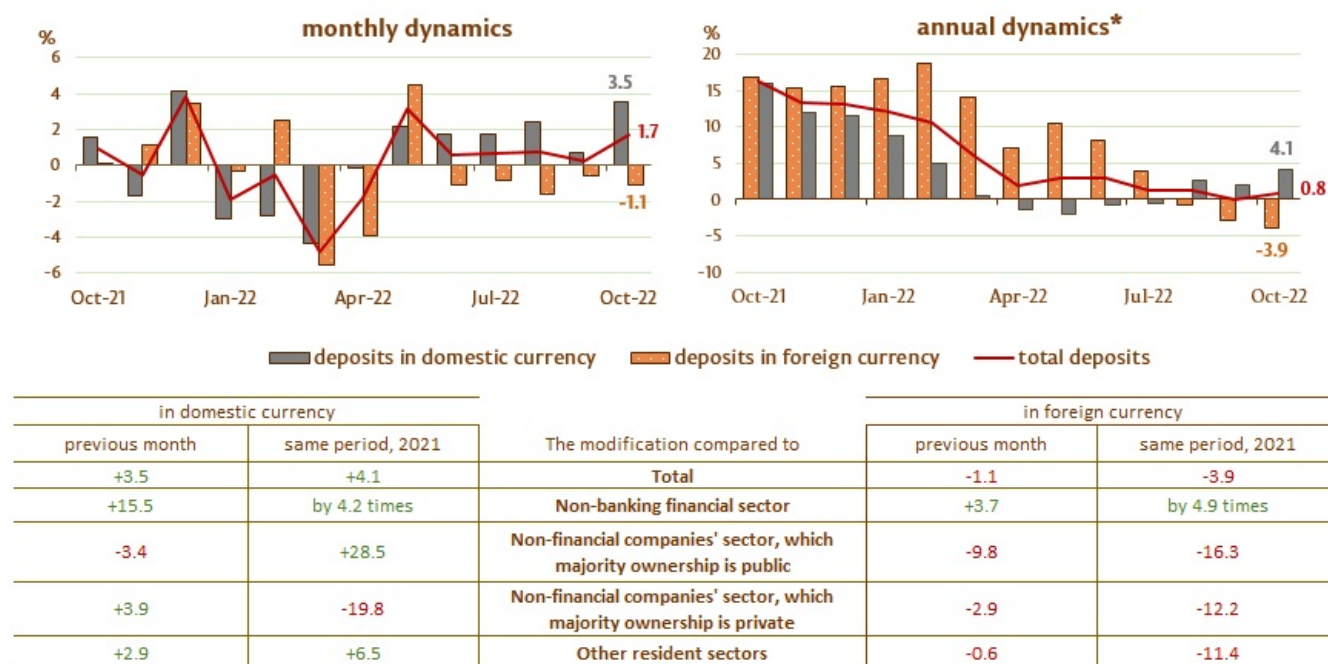


Money supply M1⁴ increased by MDL 2,096.3 million or by 3.6% compared to September 2022 and constituted MDL 59,699.9 million, being by 0.8% lower than in the similar period of the previous year.

Money supply M2⁵ increased by MDL 2,751.4 million or by 3.4% compared to September 2022 and amounted to MDL 84,313.4 million, by 2.7% higher than in the similar period of the previous year.

Money supply M3⁶ increased by MDL 2,375.2 million (2.1%) compared to September 2022 and constituted MDL 118,009.3 million, by 0.7% higher than in the similar period of the previous year.

Chart 2.

Dynamics of bank deposits⁷, %

* change from the similar period of the previous year

The balance of deposits in domestic currency increased by MDL 1,778.3 million compared to the previous month and constituted MDL 52,274.44 million, representing a share of 60.8% of the total balance of deposits. At the same time, the balance of deposits in foreign currency (recalculated in MDL) decreased by MDL 376.20 million to MDL 33,695.95 million, as compared to the previous month, having a share of 39.2% (Chart 2).

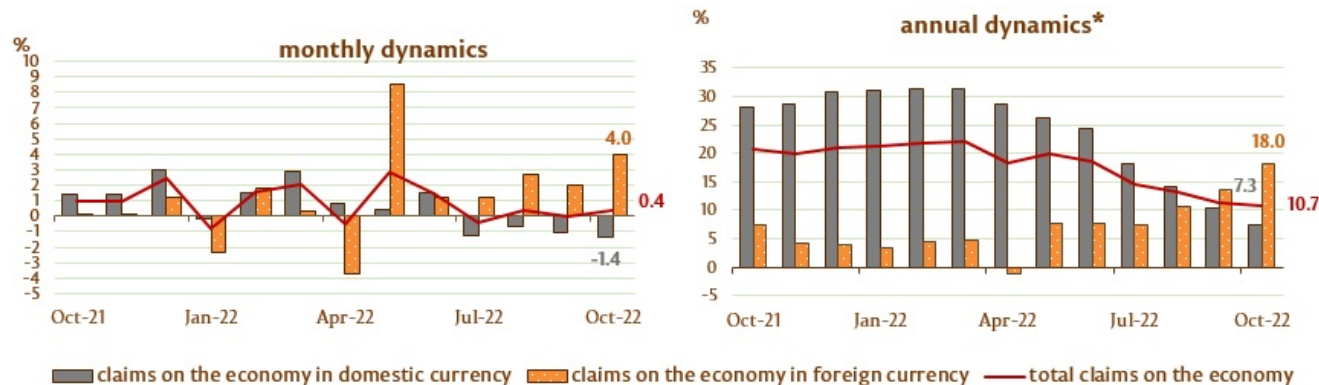
Balance of claims on the economy⁸ (Chart 3) constituted MDL 63,120.5 million, increasing in October by MDL 238.5 million (0.4%), due to the decrease in claims on economy in domestic currency by MDL 584.5 million (1.4%), while claims on economy in foreign currency (expressed in MDL) increased by MDL 823.0 million (4.0%).

It should be noted that the balance of claims on the economy in foreign currency, expressed in USD⁹, constituted in October USD 1,100.8 million, increasing by USD 54.6 million (5.2%) compared to September 2022.

The increase in the balance of claims on the economy in foreign currency (expressed in MDL) was determined by the increase in the balance of claims on non-financial commercial companies, which majority ownership is private, by MDL 793.1 million (4.3%), the balance of claims on non-banking financial sector – by MDL 16.0 million (1.3%), the balance of claims on other resident sectors (including individuals) by MDL 11.1 million (1.4%), and the balance of claims on non-financial commercial companies, which majority ownership is public by MDL 2.8 million (by 28.6 times).

Chart 3.

Dynamics of claims on economy, %



in domestic currency		The modification compared to	in foreign currency	
previous month	same period, 2021		previous month	same period, 2021
-1.4	+7.3	Total	+4.0	+18.0
-6.3	+60.8	Non-banking financial sector	+1.3	+35.6
-8.5	-8.2	Non-financial companies' sector, which majority ownership is public	+28.6	-76.6
-1.8	+0.5	Non-financial companies' sector, which majority ownership is private	+4.3	+16.2
-0.8	+10.5	Other resident sectors	+1.4	+53.5
-1.1	+3.7	Consumer loans	-0.4	-55.4
-0.6	+13.2	Real estate loans	+4.0	+78.8

* change from the similar period of the previous year

The decrease in the balance of claims on the economy in domestic currency was determined by the decrease in the balance of claims on non-financial commercial companies, which majority ownership is private, by MDL 272.8 million (1.8%), the balance of claims on other resident sectors (including individuals) by MDL 194.3 million (0.8%), the balance of claims on non-banking financial sector by MDL 75.5 million (6.3%), and the balance of claims on non-financial commercial companies, which majority ownership is public, by MDL 41.8 million (8.5%).

1. Broad monetary base includes money put into circulation by the National Bank of Moldova (except cash in the vault of the National Bank of Moldova), bank reserves in lei (held in corresponding accounts at the National Bank of Moldova), required foreign currency reserves, "overnight" deposits of banks and sight deposits of other organizations at the National Bank of Moldova.
2. Currency in circulation M0 represents circulating cash issued by the National Bank of Moldova, except for cash in banks and NBM vault.
3. Aggregate data may not correspond exactly to the sum of the components due to mathematical rounding.
4. Money supply M1 includes currency in circulation (M0) and residents' domestic currency sight deposits.
5. Money supply M2 includes money aggregate (M1), term deposits in Moldovan lei of residents and money market instruments.
6. Money supply M3 includes M2 money supply and residents' foreign currency deposits denominated in Moldovan lei.
7. Deposits are structured by institutional sectors under the Instruction on completion by licensed banks of the Report on monetary statistics (Official Monitor of the Republic of Moldova No 206-215 of 2 January 2011). Other resident sectors include sectors of the households (individuals, individuals performing an activity) and non-profit institutions serving households.
8. According to the IMF methodology, loans to non-residents, interbank loans, and loans to the Government of the Republic of Moldova are excluded from the total claims on the economy (including data from banks under liquidation).
9. Recalculated using the official exchange rate of NBM at the end of the period.

See also

Tags

[masa monetară](#) ^[1]

agregate monetare ^[2]

statistics ^[3]

M0 ^[4]

M1 ^[5]

M2 ^[6]

M3 ^[7]

Source URL:

<http://bnm.md/en/content/evolution-monetary-indicators-october-2022>

Related links:

[1] [http://bnm.md/en/search?hashtags\[0\]=masa monetară](http://bnm.md/en/search?hashtags[0]=masa%20monetara) [2] [http://bnm.md/en/search?hashtags\[0\]=agregate monetare](http://bnm.md/en/search?hashtags[0]=agregate%20monetare) [3] [http://bnm.md/en/search?hashtags\[0\]=statistics](http://bnm.md/en/search?hashtags[0]=statistics) [4] [http://bnm.md/en/search?hashtags\[0\]=M0](http://bnm.md/en/search?hashtags[0]=M0) [5] [http://bnm.md/en/search?hashtags\[0\]=M1](http://bnm.md/en/search?hashtags[0]=M1) [6] [http://bnm.md/en/search?hashtags\[0\]=M2](http://bnm.md/en/search?hashtags[0]=M2) [7] [http://bnm.md/en/search?hashtags\[0\]=M3](http://bnm.md/en/search?hashtags[0]=M3)