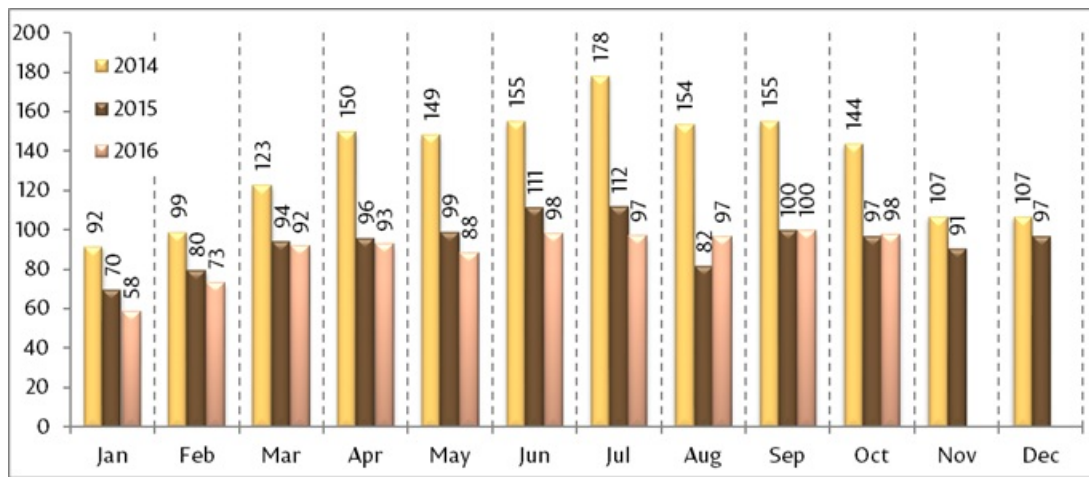


Graphical analysis of money transfers from abroad in favour of individuals, October 2016

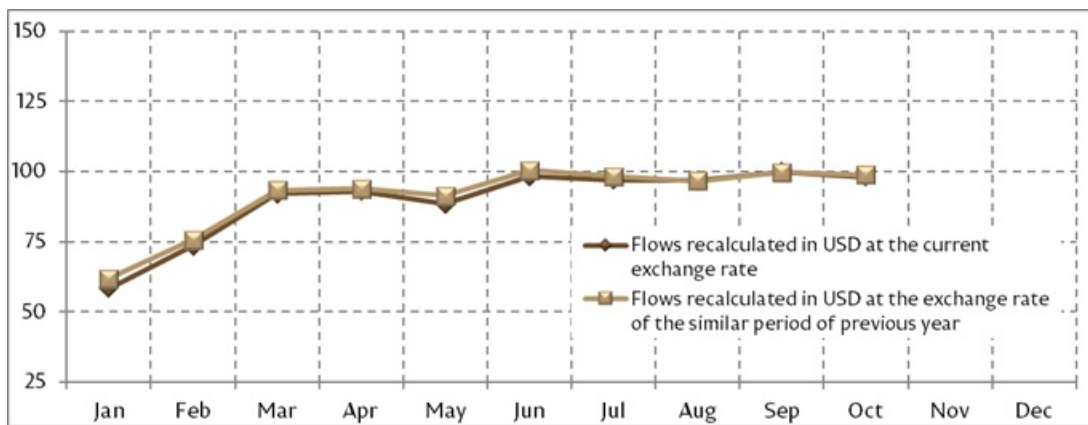
In October 2016, the total amount of net money transfers from abroad made in favour of individuals via licensed banks of the Republic of Moldova amounted to US\$ 98.15 million (increasing by 1.1% as against October 2015).

Money transfers from abroad made in favour of individuals, in monthly dynamics, 2014 – October 2016 (US\$ million)

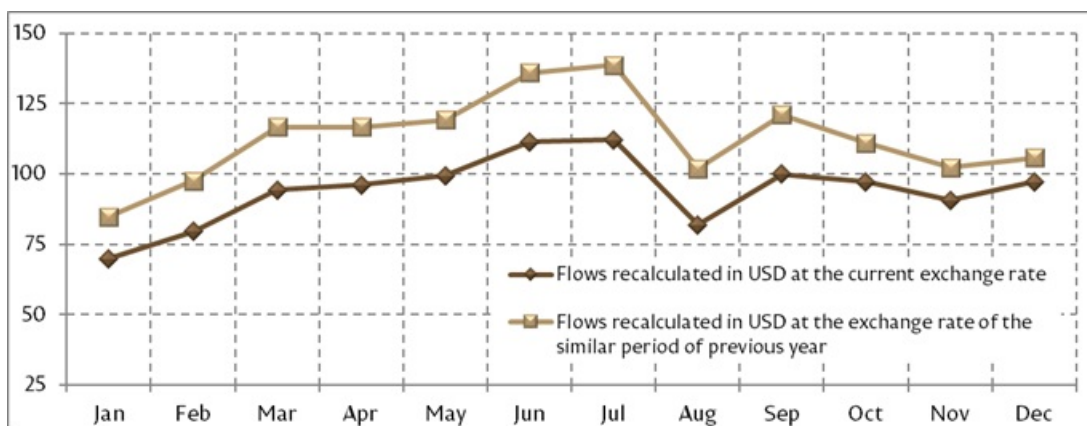


Exchange rate fluctuations of original currencies as against the US dollar contributed 0.7 percentage points to the total decrease in transfers in October 2016, while the actual increase transfers (controlling for the exchange rate impact by recalculating the amounts at the exchange rates of the same periods of the previous year) constituted 1.7%.

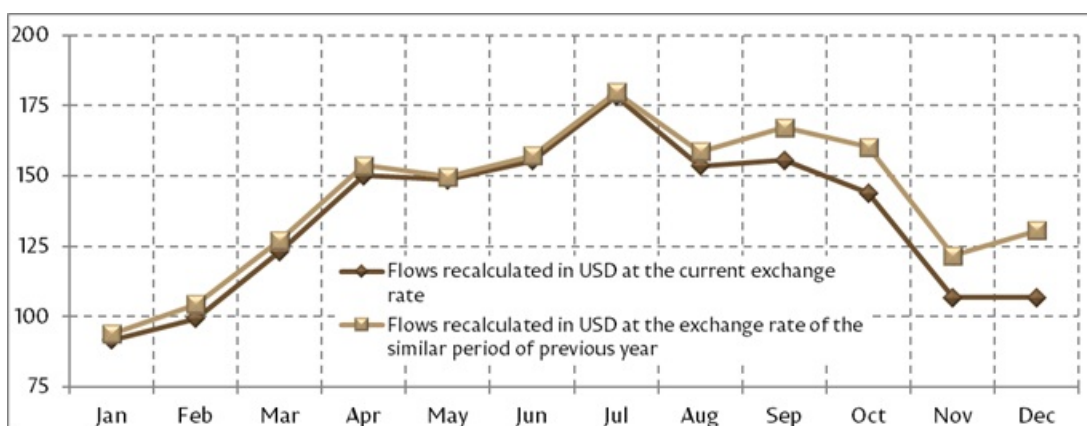
Money transfers from abroad made in favour of individuals, in monthly dynamics, October 2016 - exchange rate impact (US\$ million)



Money transfers from abroad made in favour of individuals, in monthly dynamics, 2015 - exchange rate impact (US\$ million)



Money transfers from abroad made in favour of individuals, in monthly dynamics, 2014 - exchange rate impact (US\$ million)




Money transfers from abroad in favor of individuals (resident and nonresident) represent amounts of money remitted in the country through the national banking system, including international money transfer systems. Net settlements contain data on transfers via money remittance systems, based on clearing between the system and the licensed bank (balance between inflows and outflows). Data are comparable to those published previously (2007-2013). Gross settlements represent amounts of transfers via money remittance systems

released to individuals.

Amounts are converted from the original transfer currency into US dollars at the official exchange rate of the NBM on the transfer date. It should be noted that the origin as well as the purpose of these amounts can be varied. They include, besides the amounts transferred by Moldovan migrants, other foreign exchange transfers. Data do not include settlements with banks located on the left bank of the Nistru River.

Statistical series on money transfers from abroad made in favour of individuals via formal channels, as well as their currency structure, can be found on the official website of the National Bank of Moldova at:

 [Money transfers in favour of individuals, net basis](#) ^[1]

 [Money transfers in favour of individuals, gross basis](#) ^[2]

 [Seasonally adjusted statistics](#) ^[3]

Publication of data is only allowed if a reference to this page is provided.

See also

Tags

[the volume of transfers](#) ^[4]

[transfers](#) ^[5]

[transfers structure](#) ^[6]

[transfers Russia](#) ^[7]

[transfers UE](#) ^[8]

[transfers origins](#) ^[9]

Source URL:

<http://bnm.md/en/content/graphical-analysis-money-transfers-abroad-favour-individuals-october-2016>

Related links:

[1] <http://bnm.md/bdi/pages/reports/dbp/DBP4.xhtml?id=0&lang=en>

[2] <http://bnm.md/bdi/pages/reports/dbp/DBP14.xhtml?id=0&lang=en>

[3] <http://bnm.md/bdi/pages/reports/dbp/DBP7.xhtml?id=0&lang=en>

[4] [http://bnm.md/en/search?hashtags\[0\]=the volume of transfers](http://bnm.md/en/search?hashtags[0]=the volume of transfers)

[5] [http://bnm.md/en/search?hashtags\[0\]=transfers](http://bnm.md/en/search?hashtags[0]=transfers)

[6] [http://bnm.md/en/search?hashtags\[0\]=transfers structure](http://bnm.md/en/search?hashtags[0]=transfers structure)

[7] [http://bnm.md/en/search?hashtags\[0\]=transfers Russia](http://bnm.md/en/search?hashtags[0]=transfers Russia)

[8] [http://bnm.md/en/search?hashtags\[0\]=transfers UE](http://bnm.md/en/search?hashtags[0]=transfers UE)

[9] [http://bnm.md/en/search?hashtags\[0\]=transfers origins](http://bnm.md/en/search?hashtags[0]=transfers origins)

