

19.01.2024

Analysis of the volume of cash operations in domestic currency for 2023

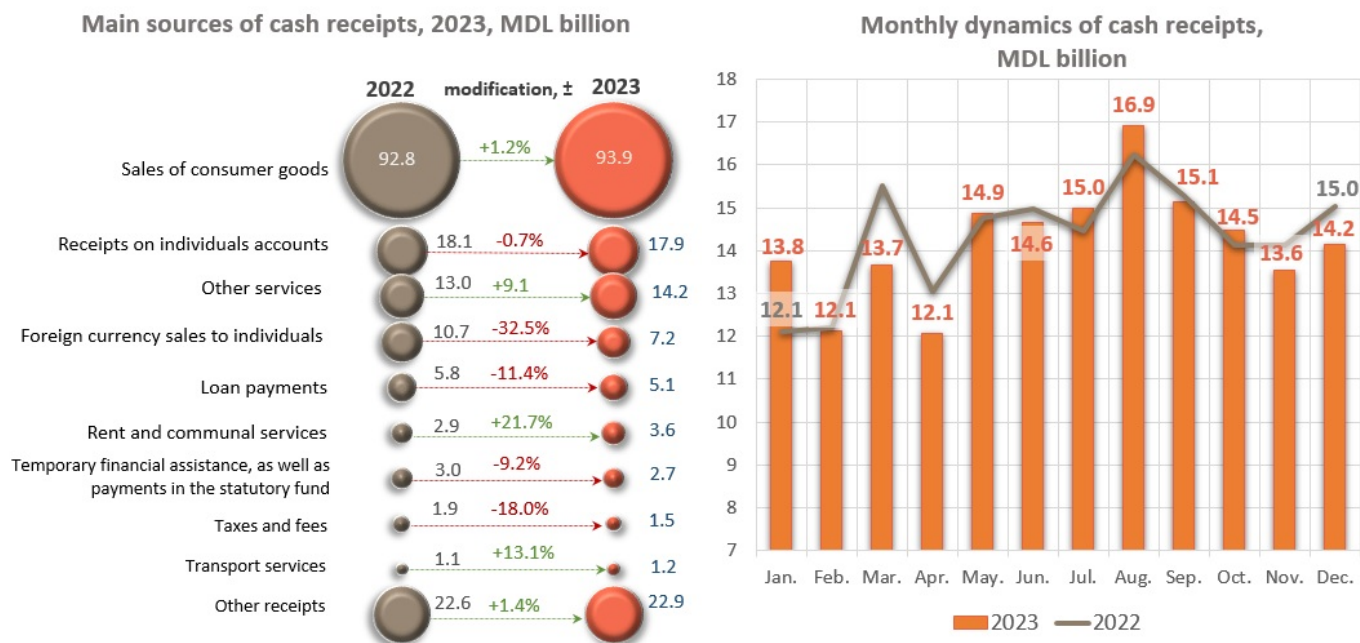
In 2023 the volume of cumulative cash releases from banks exceeded the volume of cumulative cash receipts in the banking system¹ by MDL 4,102.0 million.

The volume of cash receipts decreased by MDL 1,509.0 million compared to the previous year and amounted to MDL 170,356.5 million.

The cumulative receipts showed a significant decrease in receipts from the sale of foreign currency to individuals by MDL 3,483.2 million (-32.5 %), amounting to MDL 7,231.7 million, which is the equivalent of USD² 398.2 million (Chart 1). Also, decreases were recorded in receipts for payment of loans by MDL 663.2 million (-11.4 %), as well as in receipts for payment of taxes and fees by MDL 338.2 million (-18.0 %).

At the same time, receipts from companies providing other services increased substantially by MDL 1,187.2 million (+9.1%). The receipts from the sale of consumer goods increased by MDL 1,111.3 million (+1.2%) and receipts from payments for rent and communal services by MDL 633.8 million (+21.7%).

Chart 1. Main sources of cash receipts in banks vaults and their monthly dynamics

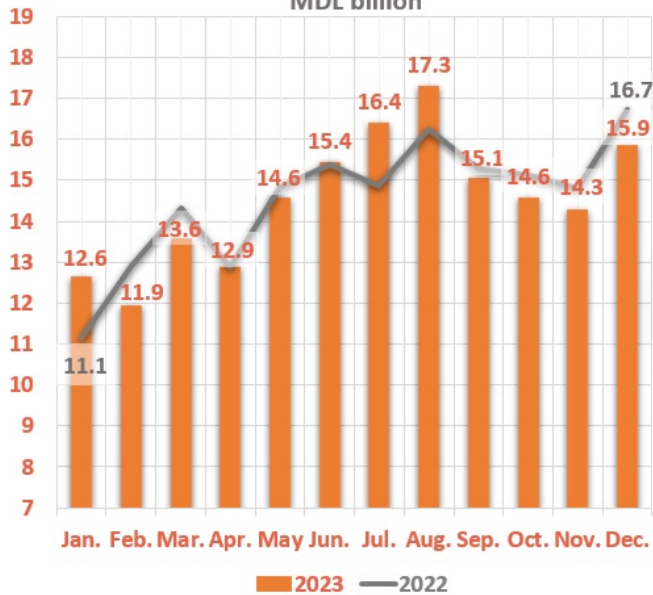


[1]

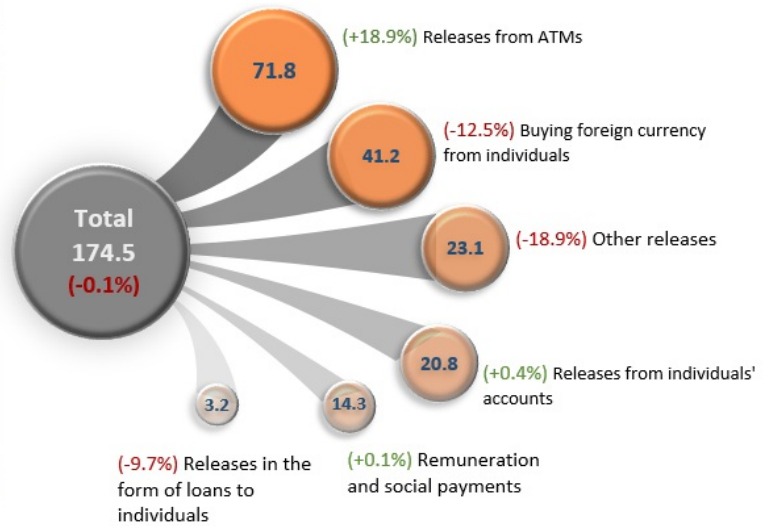
The volume of cash releases from banks decreased by MDL 101.6 million (-0.1 %) compared to the previous year and amounted to MDL 174,458.5 million (Chart 2).

Chart 2. Main purposes of cash releases from banks vaults and their monthly dynamics³

Monthly dynamics of cash releases,
MDL billion



Purposes of releases, 2023, MDL billion



[2]

A major impact on the evolution of the total volume of cash releases from banks was determined, on the one hand, by the decrease in the volume of cash released for the purchase of foreign currency from individuals, by MDL 5,879.7 million (-12.5%), releases for other purposes by MDL 5,383.8 million (-18.9 %) and cash releases in the form of loans to individuals by MDL 341.4 million (-9.7 %), and on the other hand, by the increase of withdrawals from the ATM by MDL 11,398.6 million (+18.9 %).

Volume of cash operations on the banking system of the Republic of Moldova, 2023

[3]

Instruction on the way banks prepare the Report on the volume of cash operations [4]

1. The volume of receipts and releases includes transactions with commemorative coins.
2. Recalculated using the average official exchange rate calculated for the respective period.
3. Aggregate data may not correspond exactly to the sum of the components due to mathematical rounding..

See also

Tags

[volume of cash transactions](#) [5]

[evolution of cash transaction volume](#) [6]

[cash transactions](#) [7]

[volume of disbursements](#) [8]

[volume of receipts](#) [9]

[cash receipts](#) [10]

[volume of cash disbursements](#) [11]

Source URL:

<http://bnm.md/en/content/analysis-volume-cash-operations-domestic-currency-2023>

Related links:

[1] http://bnm.md/files/1_825.png [2] http://bnm.md/files/2_798.png [3] http://bnm.md/files/anexa_eng_12_1.xls [4] <http://bnm.md/ro/content/instructiunea-cu-privire-la-modul-de-intocmire-de-catre-banci-raportului-privind-volumul> [5] [http://bnm.md/en/search?hashtags\[0\]=volume of cash transactions](http://bnm.md/en/search?hashtags[0]=volume%20of%20cash%20transactions) [6] [http://bnm.md/en/search?hashtags\[0\]=evolution of cash transaction volume](http://bnm.md/en/search?hashtags[0]=evolution%20of%20cash%20transaction%20volume) [7] [http://bnm.md/en/search?hashtags\[0\]=cash transactions](http://bnm.md/en/search?hashtags[0]=cash%20transactions) [8] [http://bnm.md/en/search?hashtags\[0\]=volume of disbursements](http://bnm.md/en/search?hashtags[0]=volume%20of%20disbursements) [9] [http://bnm.md/en/search?hashtags\[0\]=volume of receipts](http://bnm.md/en/search?hashtags[0]=volume%20of%20receipts) [10] [http://bnm.md/en/search?hashtags\[0\]=cash receipts](http://bnm.md/en/search?hashtags[0]=cash%20receipts) [11] [http://bnm.md/en/search?hashtags\[0\]=volume of cash disbursements](http://bnm.md/en/search?hashtags[0]=volume%20of%20cash%20disbursements)