

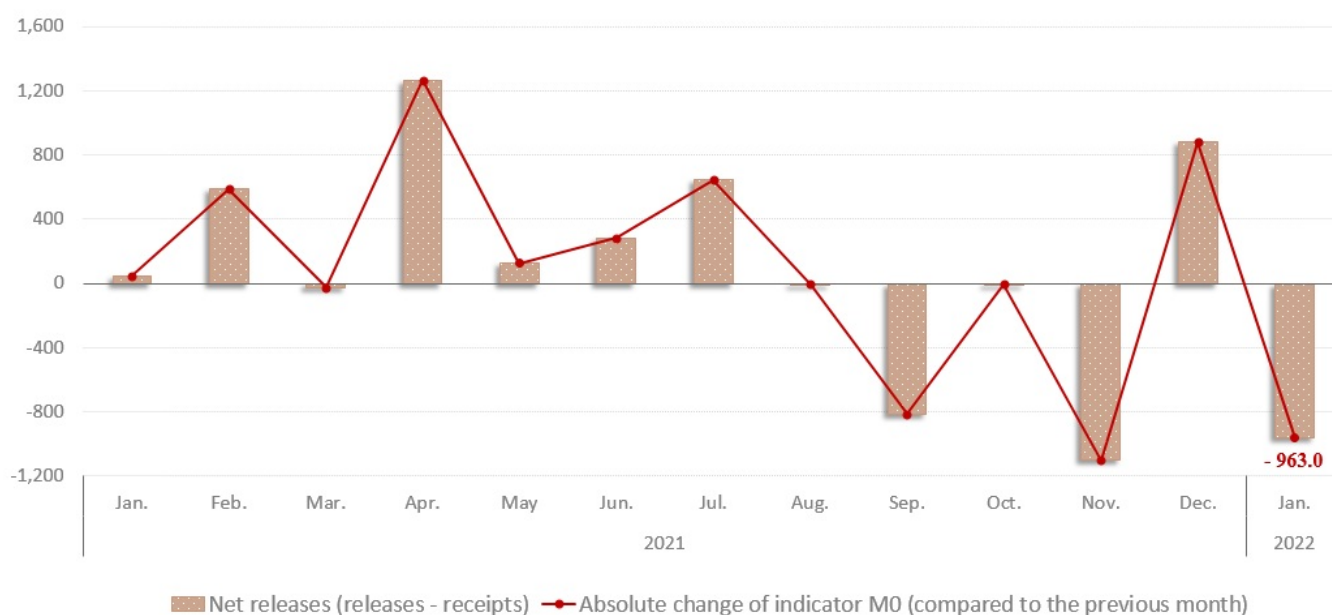
18.02.2022

## Analysis of the volume of cash operations in domestic currency for January 2022

In January 2022, the currency in circulation (M0)<sup>1</sup> amounted to MDL 30,735.7 million, decreasing by MDL 963.0 million (3.0%) compared to December 2021 (Chart no. 1) as a result of exceeding of the volume of cumulative receipts over the volume of cumulative releases per banking system by MDL 963.3 million<sup>2</sup>.

Chart no. 1.

### Correlation of the M0 indicator with the volume of cash operations on the banking system, million MDL

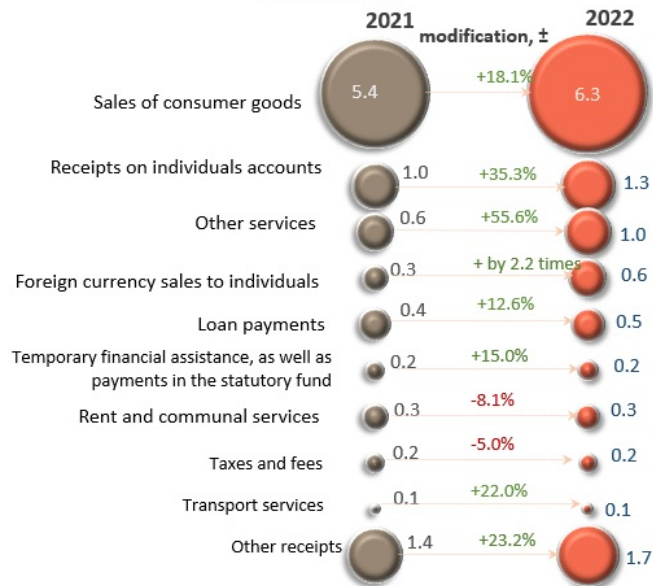


During January 2022, the volume of cash receipts increased by 24.5% compared to the similar period of the previous year and amounted to MDL 12,099.6 million. The increase in the volume of cash receipts was mainly determined by the increase by 18.1% of the receipts from the sale of consumer goods (regardless of the sales channel), which have the largest share (52.3%) of total volume of receipts (Chart no. 2). This evolution was supported by the increase of almost all sources of cash receipts.

Chart no. 2.

### Main sources of cash receipts in licensed banks vaults and their monthly dynamics

### Main sources of cash receipts, cumulative January 2022 , billion MDL



### Monthly dynamics of cash receipts, billion MDL

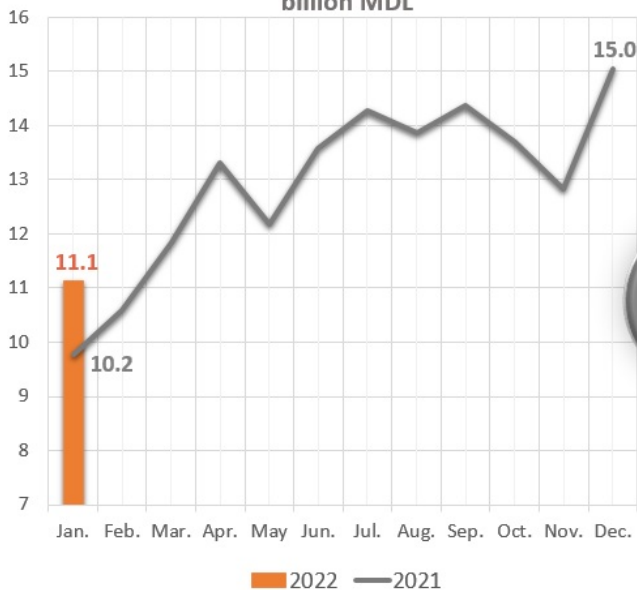


The volume of cash releases from licensed banks vaults in January 2022 increased by 14.0% compared to the same period of the previous year and amounted MDL 11,136.3 million (Chart no. 3).

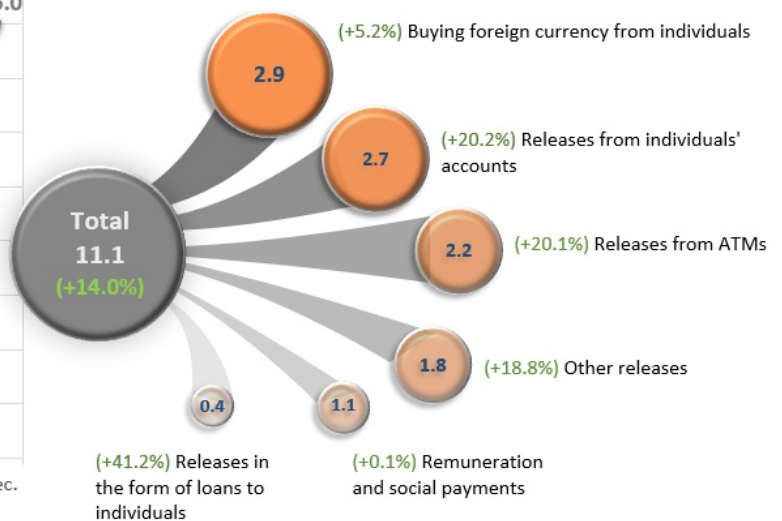
Chart no. 3.

### Main purposes of cash releases from licensed banks vaults and their monthly dynamics

#### Monthly dynamics of cash releases, billion MDL



#### Purposes of releases, cumulative January 2022, billion MDL



This change was mainly determined by the increase of the releases to purchase foreign currencies from individuals by MDL 143.9 million (5.2%), amounting to MDL 2,950.5 million (the equivalent of USD 162.8 million<sup>3</sup>). Their share decreased by 2.2 percentage points and accounted for 26.2% of the total volume of cash release.

At the same time, the releases from individuals<sup>4</sup> accounts increased by 20.2%, amounting to MDL 2,744.6 million, which represents 24.6% of the total releases volume.

It should be noted, that releases from ATMs had a significant share of 20.2% of total releases and increased in January 2022 by 20.1% compared to the same period of the previous year.

Compared to December 2021, cash releases decreased by MDL 3,894.5 million or by 25.9%.

[1]

— [\[1\]Instruction on the compilation by banks of the Report on the volume of cash operations](#) [2]

---

1. Currency in circulation (M0) represent circulating cash issued by the National Bank of Moldova, except for cash in banks and NBM vault.
2. The volume of cash operations includes transactions with commemorative coins.
3. Recalculated using the official average exchange rate.
4. Current, deposit and card accounts are included.

See also

Tags

[cash operations in the national currency](#) [3]

[cash operations](#) [4]

[the currency in circulation](#) [5]

[The analysis of cash operations](#) [6]

[volume of cumulative release](#) [7]

[volume of cumulative receipts](#) [8]

---

**Source URL:**

<http://bnm.md/en/content/analysis-volume-cash-operations-domestic-currency-january-2022>

**Related links:**

[1] [http://bnm.md/files/anexa\\_eng\\_01.xls](http://bnm.md/files/anexa_eng_01.xls) [2] <http://bnm.md/ro/content/instructiunea-cu-privire-la-modul-de-intocmire-de-catre-banci-raportului-privind-volumul> [3] [http://bnm.md/en/search?hashtags\[0\]=cash operations in the national currency](http://bnm.md/en/search?hashtags[0]=cash operations in the national currency) [4] [http://bnm.md/en/search?hashtags\[0\]=cash operations](http://bnm.md/en/search?hashtags[0]=cash operations) [5] [http://bnm.md/en/search?hashtags\[0\]=the currency in circulation](http://bnm.md/en/search?hashtags[0]=the currency in circulation) [6] [http://bnm.md/en/search?hashtags\[0\]=The analysis of cash operations](http://bnm.md/en/search?hashtags[0]=The analysis of cash operations) [7] [http://bnm.md/en/search?hashtags\[0\]=volume of cumulative release](http://bnm.md/en/search?hashtags[0]=volume of cumulative release) [8] [http://bnm.md/en/search?hashtags\[0\]=volume of cumulative receipts](http://bnm.md/en/search?hashtags[0]=volume of cumulative receipts)