

Expand Hide

Analysis of the volume of cash operations in domestic currency for January 2024

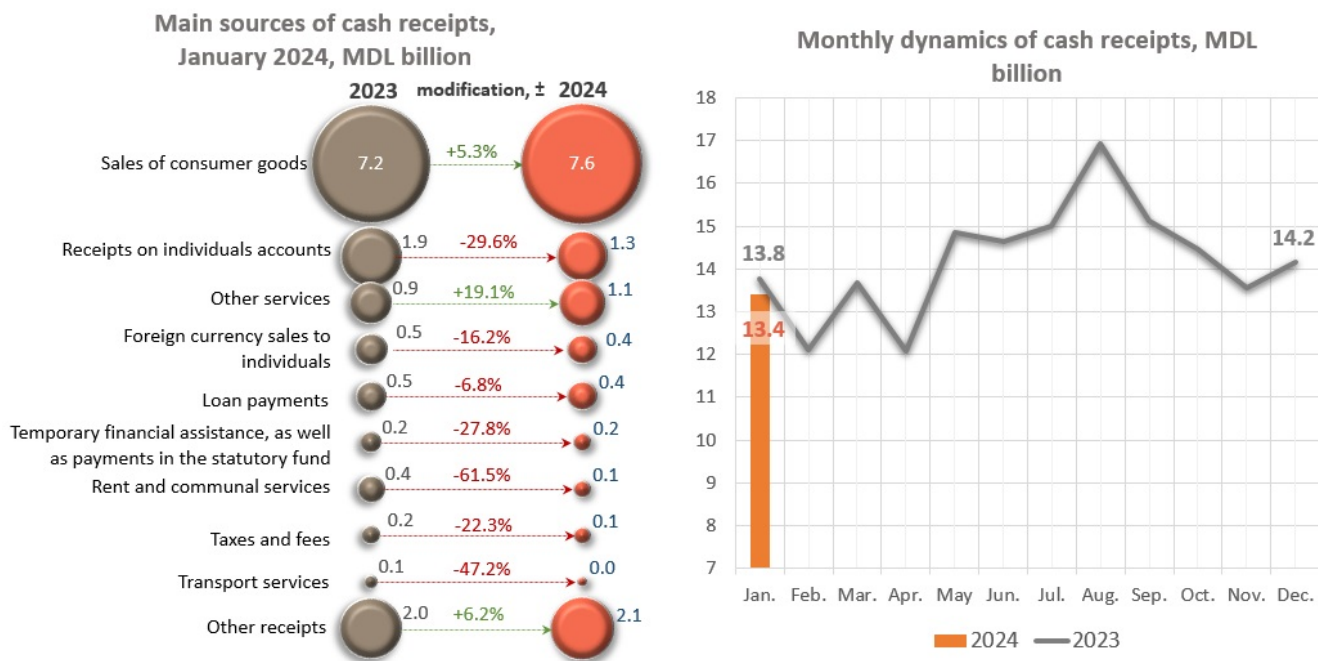
In January 2024 the volume of cumulative cash receipts by the banks exceeded the volume of cumulative cash releases in the banking system¹ by MDL 726.1 million.

The volume of cumulative cash receipts in January 2024 decreased by MDL 361.1 million (-2.6%) compared to January 2023 and amounted to MDL 13,395.0 million.

In the reference month, a significant decrease was registered in the receipts to the current accounts of individuals, by MDL 551.2 (-26.6%), amounting to MDL 1,311.9 million. Also, decreases were recorded in receipts from payments for rent and utilities by MDL 225.4 million (-61.5%), and in receipts from the sale of foreign currency to individuals by MDL 85.7 million (-16.2%), amounting to MDL 444.6 million, which is the equivalent of USD² 25.1 million (Chart 1).

At the same time, the receipts from the sale of consumer goods (regardless of the sales channel) increased substantially by MDL 383.4 million (+5.3%). Also, the receipts from companies providing other services increased by MDL 170.4 million (+19.1%), and the other receipts increased by MDL 120.9 million (+6.2%).

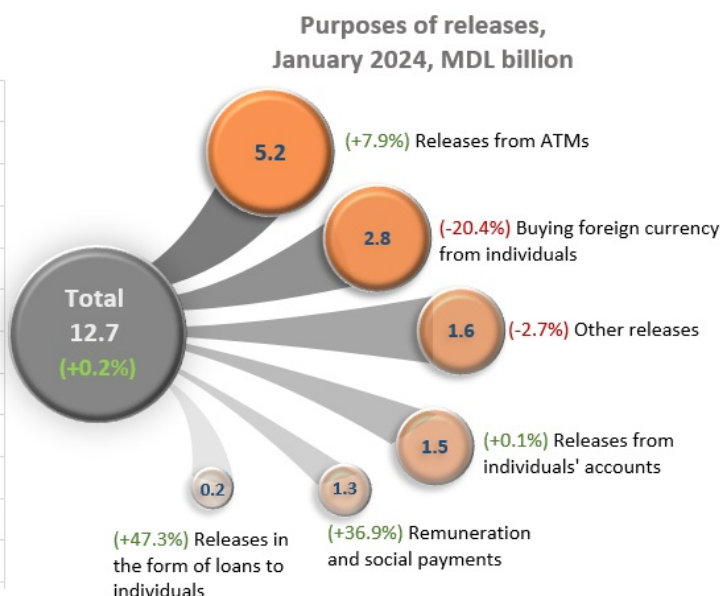
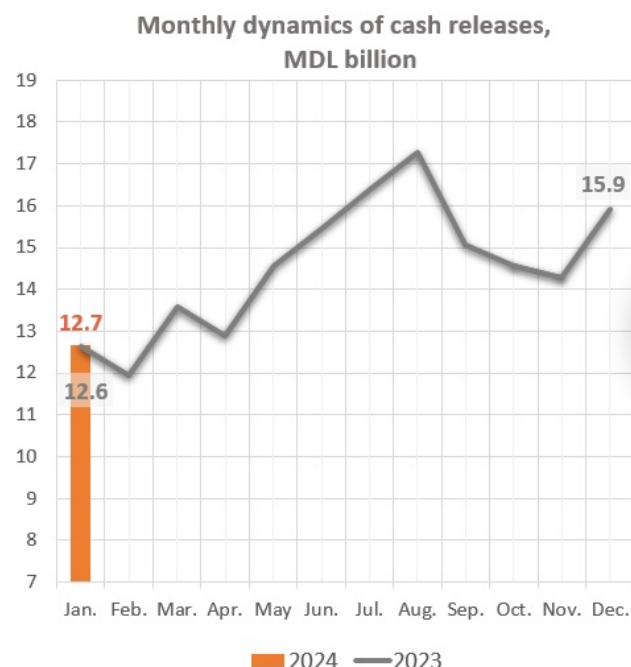
Chart 1. Main sources of cash receipts in banks vaults and their monthly dynamics



[1]

The volume of cash releases from banks in January 2024 increased by MDL 27.2 million (+0.2%) compared to January 2023 and amounted to MDL 12,668.8 million (Chart 2).

Chart 2. Main purposes of cash releases from banks vaults and their monthly dynamics³



[2]

A major impact on the evolution of the total volume of cash releases from banks was determined, on the one hand, by the decrease in the volume of cash released for the purchase of foreign currency from individuals, by MDL 728.8 million (-20.4%), and on the other hand, by the increase of withdrawals from the ATM by MDL 383.6 million (+7.9%) and releases for work remuneration and social payments by MDL 351.2 (+36.9%).

— Volume of cash operations on the banking system of the Republic of Moldova, January 2024

[3]

— Instruction on the compilation by banks of the Report on the volume of cash operations [4]

1. The volume of receipts and releases includes transactions with commemorative coins.
2. Recalculated using the average official exchange rate calculated for the respective period.
3. Aggregate data may not correspond exactly to the sum of the components due to mathematical rounding.

See also

Tags

[the volume of cash operations](#) [5]

[the evolution of the volume of cash operations](#) [6]

[cash operations](#) [7]

[the volume of releases](#) [8]

[the volume of receipts](#) [9]

[cash receipts](#) [10]

[the volume of cash releases](#) [11]

Source URL:

<http://bnm.md/en/content/analysis-volume-cash-operations-domestic-currency-january-2024>

Related links:

[1] http://bnm.md/files/1_754.png [2] http://bnm.md/files/2_732.png [3] http://bnm.md/files/anexa_eng_01_1.xls [4] <http://bnm.md/ro/content/instructiunea-cu-privire-la-modul-de-intocmire-de-catre-banci-raportului-privind-volumul> [5] [http://bnm.md/en/search?hashtags\[0\]=the volume of cash operations](http://bnm.md/en/search?hashtags[0]=the volume of cash operations) [6] [http://bnm.md/en/search?hashtags\[0\]=the evolution of the volume of cash operations](http://bnm.md/en/search?hashtags[0]=the evolution of the volume of cash operations) [7] [http://bnm.md/en/search?hashtags\[0\]=cash operations](http://bnm.md/en/search?hashtags[0]=cash operations) [8] [http://bnm.md/en/search?hashtags\[0\]=the volume of releases](http://bnm.md/en/search?hashtags[0]=the volume of releases) [9] [http://bnm.md/en/search?hashtags\[0\]=the volume of receipts](http://bnm.md/en/search?hashtags[0]=the volume of receipts) [10] [http://bnm.md/en/search?hashtags\[0\]=cash receipts](http://bnm.md/en/search?hashtags[0]=cash receipts) [11] [http://bnm.md/en/search?hashtags\[0\]=the volume of cash releases](http://bnm.md/en/search?hashtags[0]=the volume of cash releases)