

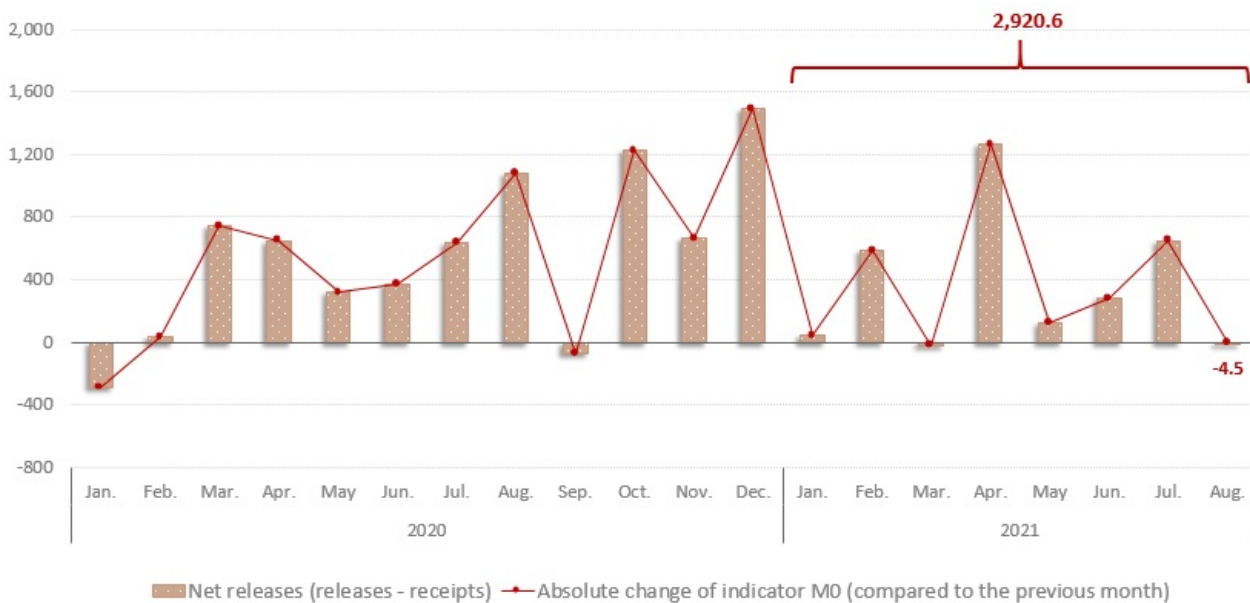
20.09.2021

Analysis of the volume of cash operations in domestic currency for January - August 2021

In August 2021, **the currency in circulation (M0)**¹ amounted to MDL 32,739.5 million, increasing by MDL 2,920.6 million (9.8%) compared to December 2020 (chart no. 1) as a result of exceeding of the volume of cumulative releases over the volume of cumulative receipts per banking system by MDL 2,920.8 million² in period January – August 2021.

Chart no. 1.

Correlation of the M0 indicator with the volume of cash operations on the banking system, million MDL

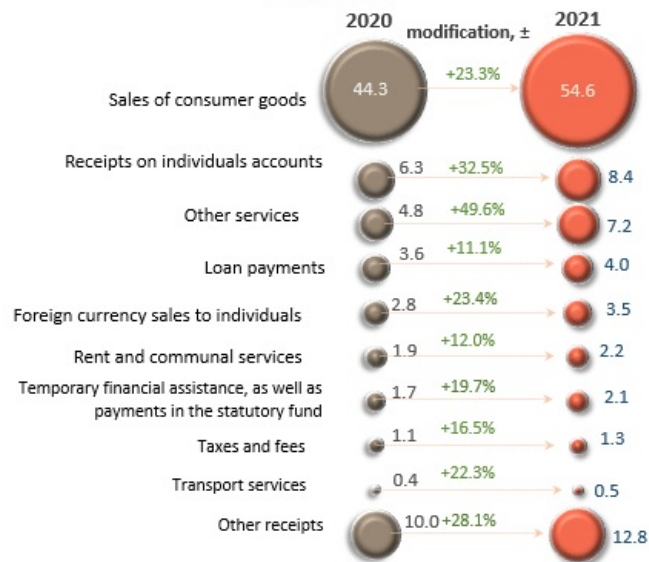


During January - August 2021, the volume of cash receipts increased by 25.3% compared to the similar period of the previous year and amounted to MDL 96,480.1 million. The increase in the volume of cash receipts was mainly determined by the increase by 23.3% of the receipts from the sale of consumer goods (regardless of the sales channel), which have the largest share (56.6%) of total volume of receipts (Chart no. 2). This evolution was supported by the increase of all sources of cash receipts.

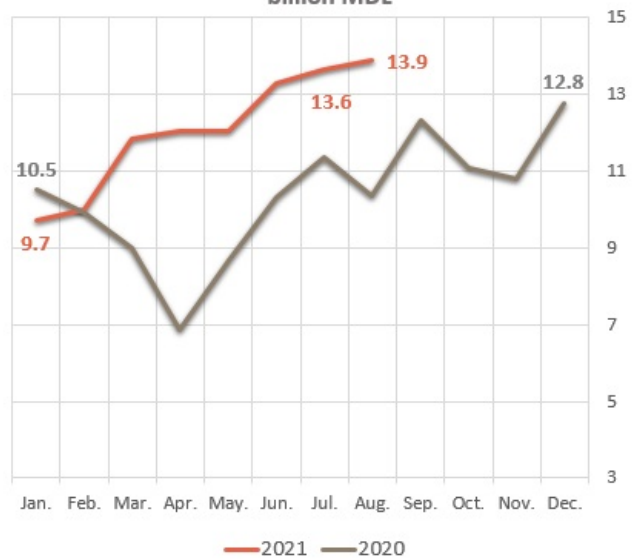
Chart no. 2.

Main sources of cash receipts in licensed banks vaults and their monthly dynamics

Main sources of cash receipts, cumulative January - August, billion MDL



Monthly dynamics of cash receipts, billion MDL



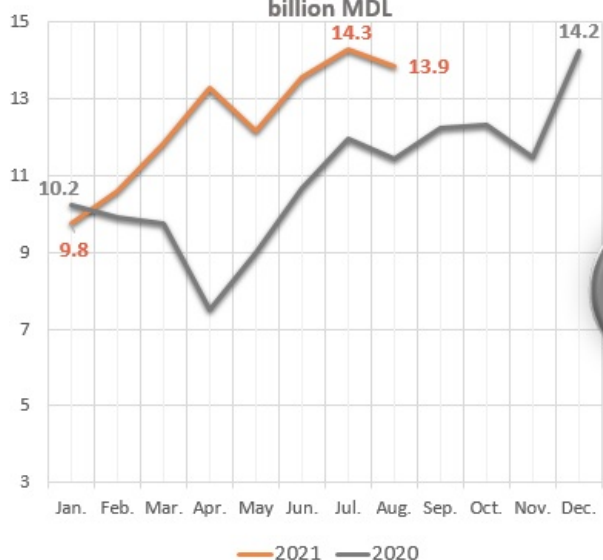
At the same time, in August 2021, the volume of receipts amounted MDL 13,870.6 million (+1.8% compared to July 2021 and +34.0% compared to August 2020).

The volume of cash releases from licensed banks vaults in January-August 2021 increased by 23.4% compared to the same period of the previous year and amounted MDL 99,400.8 million (Chart no. 3).

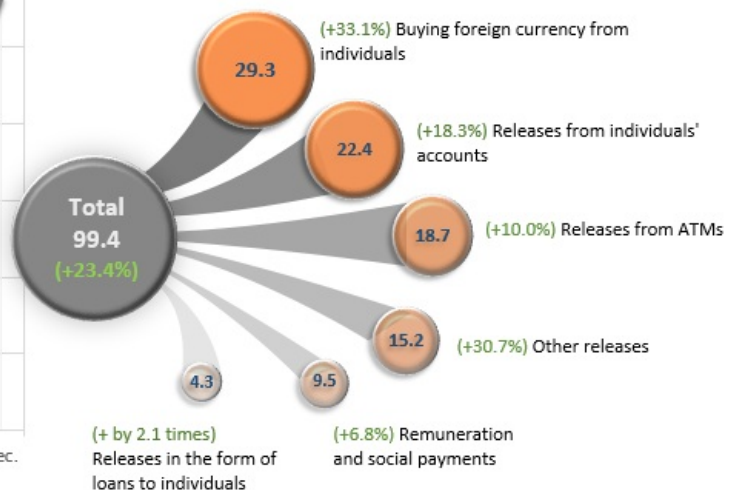
Chart no. 3.

Main purposes of cash releases from licensed banks vaults and their monthly dynamics

Monthly dynamics of cash releases, billion MDL



Purposes of releases, cumulative January - August 2021, billion MDL



This change was mainly determined by the increase of the releases to purchase foreign currencies from individuals by MDL 7,272.9 million (33.1%), amounting to MDL 29,260.9 million (the equivalent of USD 1,651.6 million³). Their share increased by 2.1 percentage points and accounted for 29.4% of the total volume of cash release.

At the same time, the releases from individuals⁴ accounts increased by 18.3%, amounting to MDL 22,351.6 million, which represents 22.5% of the total releases volume.

It should be noted, that releases from ATMs had a significant share of 18.9% of total releases and increased in January – August 2021 by 10.0% compared to the same period of the previous year.

In August, the volume of cash releases amounted to MDL 13,866.1 million, less by MDL 4.5 million than the volume of receipts. Compared to July 2021, cash releases decreased by MDL 410.2 million or by 2.9%.

- [Volume of cash operations and the components of receipts and releases in the banking system of the Republic of Moldova for August 2021.xls](#)
-

[1]

[Instruction on the compilation by banks of the Report on the volume of cash operations](#) [2]

-
1. Currency in circulation (M0) represent circulating cash issued by the National Bank of Moldova, except for cash in banks and NBM vault.
 2. The volume of cash operations includes transactions with commemorative coins.
 3. Recalculated using the official average exchange rate.
 4. Current, deposit and card accounts are included.

See also

Tags

[cash operations in the national currency](#) [3]

[cash operations](#) [4]

[the currency in circulation](#) [5]

[The analysis of cash operations](#) [6]

[volume of cumulative release](#) [7]

[volume of cumulative receipts](#) [8]

Source URL:

<http://bnm.md/en/content/analysis-volume-cash-operations-domestic-currency-january-august-2021>

Related links:

[1] http://bnm.md/files/anexa_eng_08.xls [2] <http://bnm.md/ro/content/instructiunea-cu-privire-la-modul-de-intocmire-de-catre-banci-raportului-privind-volumul> [3] [http://bnm.md/en/search?hashtags\[0\]=cash operations in the national currency](http://bnm.md/en/search?hashtags[0]=cash%20operations%20in%20the%20national%20currency) [4] [http://bnm.md/en/search?hashtags\[0\]=cash operations](http://bnm.md/en/search?hashtags[0]=cash%20operations) [5] [http://bnm.md/en/search?hashtags\[0\]=the currency in circulation](http://bnm.md/en/search?hashtags[0]=the%20currency%20in%20circulation) [6] [http://bnm.md/en/search?hashtags\[0\]=The analysis of cash operations](http://bnm.md/en/search?hashtags[0]=The%20analysis%20of%20cash%20operations) [7] [http://bnm.md/en/search?hashtags\[0\]=volume of cumulative release](http://bnm.md/en/search?hashtags[0]=volume%20of%20cumulative%20release) [8] [http://bnm.md/en/search?hashtags\[0\]=volume of cumulative receipts](http://bnm.md/en/search?hashtags[0]=volume%20of%20cumulative%20receipts)