

20.03.2025

Analysis of the volume of cash operations in domestic currency for January-February 2025

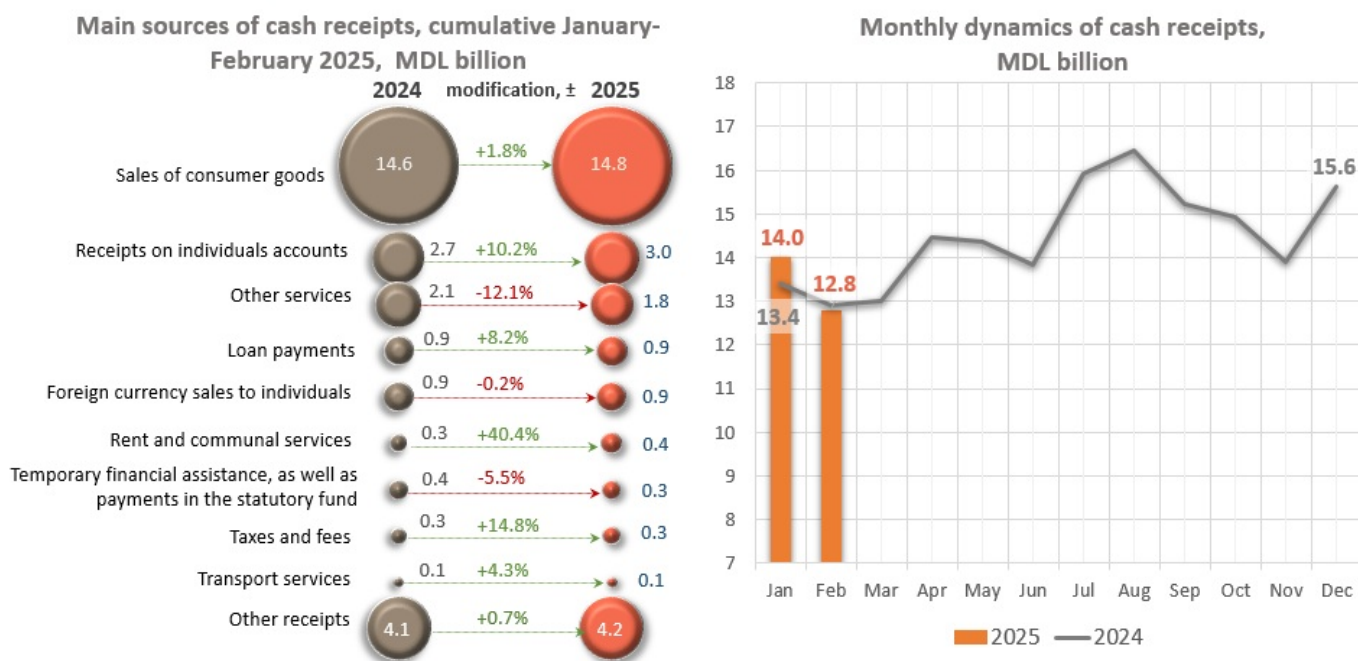
In January-February 2025, the volume of cumulative cash receipts in bank vaults exceeded the volume of cumulative cash withdrawals from the banking system¹ by MDL 50.9 million.

The volume of cumulative cash receipts in January-February 2025 increased by MDL 529.7 million (+2.0%) compared to the similar period of the previous year and amounted to MDL 26,824.7 million.

A significant increase was recorded in the cash receipts on current accounts and deposit accounts of individuals by MDL 278.7 million (+10.2%), up to the total amount of MDL 3,011.7 million, which represents 11.2% of the total volume of receipts (Chart 1). Substantial increases were also recorded in cash receipts from the sale of consumer goods (regardless of the sales channel) – by MDL 259.9 million (+1.8%) and in cash receipts from payments for rent and utilities – by MDL 123.0 million (+40.4%).

At the same time, the receipts from other services decreased substantially by MDL 251.9 million (-12.1%).

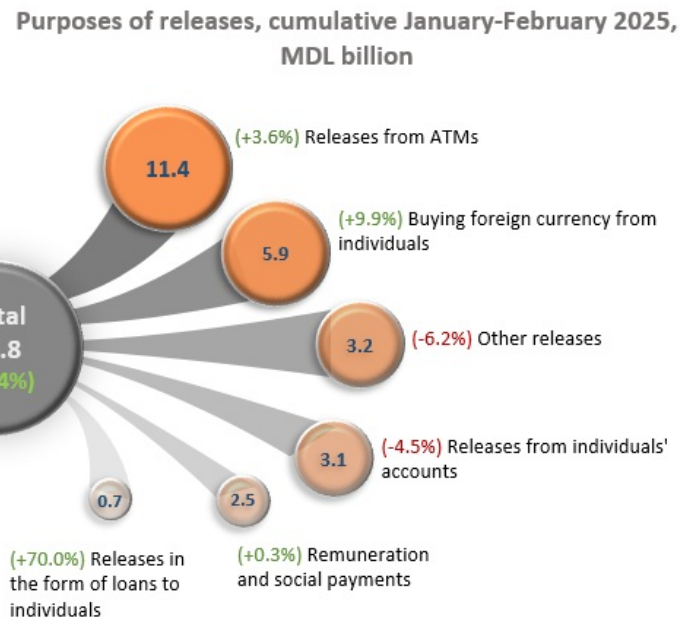
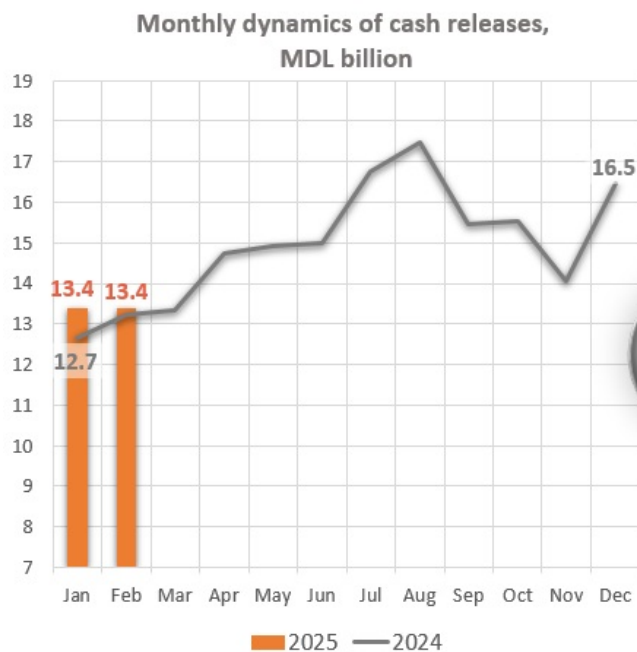
Chart 1. **Main sources of cash receipts in bank vaults and their monthly dynamics²**



[1]

The volume of cumulative cash releases from bank vaults in January-February 2025 increased by MDL 878.6 million (+3.4%) compared to the same period of the previous year and amounted to MDL 26,773.8 million (Chart 2).

Chart 2. **Main purposes of cash releases from bank vaults and their monthly dynamics³**



[2]

A major impact on the evolution of the total volume of cash releases from bank vaults was determined by the increase of releases for the purchase of foreign currency from individuals by MDL 524.7 million, amounting to MDL 5,850.6 million (equivalent of EUR⁴ 302.0 million), having a share of 21.9% of the total volume of cash releases. Substantial increases were also recorded in ATM withdrawals by MDL 394.6 million (+3.6%), as well as in releases in the form of loans to individuals by MDL 308.6 million (+70.0%).

At the same time, in January-February 2025, were recorded decreases in releases for other purposes by MDL 212.5 million (-6.2%) and in cash releases from the individuals' accounts by MDL 145.3 million (-4.5%).

1. The volume of receipts and releases includes transactions with commemorative coins.

2. Includes "Receipts from entertainment companies", "Receipts from enterprises of the National Regulatory Agency for Electronic Communications and Information Technology of the Republic of Moldova", "Receipts from foreign exchange transactions with settlement documents", "Receipts from the sale of all types of securities", "Receipts from the sale of real estate" and "Other receipts" as detailed in Article 6, symbol 15 of the Instruction on the preparation by banks of the Report on the volume of cash operations, 256/2011.

3. Releases for work remuneration and social payments = "Salary releases" + "Scholarship releases" + "Releases for other expenses not included in salaries and social payments" + "Releases for the payment of pensions, allowances and insurance indemnities";

Releases from accounts of individuals = "Cash withdrawals from current accounts and deposit accounts" + "Cash withdrawals from card accounts";

Releases for other purposes = "Releases for the purchase of agricultural products" + "Releases of supplies to enterprises of The National Regulatory Agency for Electronic Communications and Information Technology of the Republic of Moldova" + "Releases for the payment of dividends, income, amortization and purchase of all types of securities" + "Releases for foreign exchange transactions based on settlement documents" + "Releases for the lease of rooms, as well as for the lease of land and other agricultural property" + "Refunds of payments into the statutory fund and temporary financial assistance" + "Releases for other purposes" as detailed in Article 6, symbol 40 of the Instruction on the preparation by banks of the Report on the volume of cash operations, 256/2011.

4. Recalculated using the average official exchange rate calculated for the respective period.

Note: In the charts the aggregated data may not correspond exactly to the sum of components because of the mathematical rounding.

See also

Tags

[the volume of cash operations](#) ^[3]

[the evolution of the volume of cash operations](#) ^[4]

[cash operations](#) ^[5]

[the volume of releases](#) ^[6]

[the volume of receipts](#) ^[7]

[cash receipts](#) ^[8]

[the volume of cash releases](#) ^[9]

Source URL:

<http://bnm.md/en/content/analysis-volume-cash-operations-domestic-currency-january-february-2025>

Related links:

[1] [http://bnm.md/files/Volume of cash oper_Grafic-1_2025-02.PNG](http://bnm.md/files/Volume%20of%20cash%20oper_Grafic-1_2025-02.PNG) [2] [http://bnm.md/files/Volume of cash oper_Grafic-2_2025-02.PNG](http://bnm.md/files/Volume%20of%20cash%20oper_Grafic-2_2025-02.PNG) [3] [http://bnm.md/en/search?hashtags\[0\]=the volume of cash operations](http://bnm.md/en/search?hashtags[0]=the%20volume%20of%20cash%20operations) [4] [http://bnm.md/en/search?hashtags\[0\]=the evolution of the volume of cash operations](http://bnm.md/en/search?hashtags[0]=the%20evolution%20of%20the%20volume%20of%20cash%20operations) [5] [http://bnm.md/en/search?hashtags\[0\]=cash operations](http://bnm.md/en/search?hashtags[0]=cash%20operations) [6] [http://bnm.md/en/search?hashtags\[0\]=the volume of releases](http://bnm.md/en/search?hashtags[0]=the%20volume%20of%20releases) [7] [http://bnm.md/en/search?hashtags\[0\]=the volume of receipts](http://bnm.md/en/search?hashtags[0]=the%20volume%20of%20receipts) [8] [http://bnm.md/en/search?hashtags\[0\]=cash receipts](http://bnm.md/en/search?hashtags[0]=cash%20receipts) [9] [http://bnm.md/en/search?hashtags\[0\]=the volume of cash releases](http://bnm.md/en/search?hashtags[0]=the%20volume%20of%20cash%20releases)