

20.01.2015

Credits and deposits market development in December 2014

Weighted average interest rate on new loans in national currency granted in December 2014 was 10.95 percent, decreasing by 1.56 percentage points compared to the same period last year (Chart no.1). As compared to the previous month, the weighted average interest rate on loans in national currency increased by 1.14 percentage points.

Loans with terms from 2 to 5 years continued to be the most attractive, their share accounting for 38.4 percent in December 2014 of the total volume of loans in national currency (Chart no.2) and were granted at an average rate of 11.35 percent (increasing by 1.64 percentage points compared to the previous month).

Chart no. 1. Interest rate on new granted loans (% , annually)

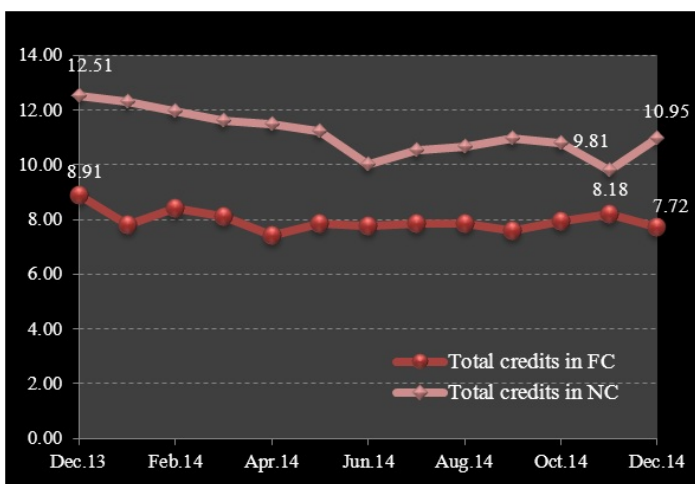
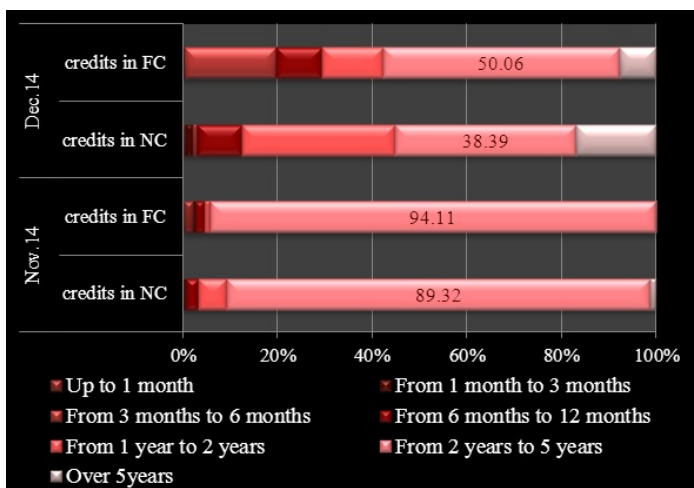


Chart no. 2. Loans structure, by maturity (%)



Loans granted to legal entities at an average rate of 10.64 percent held the largest share in the new granted credits in national currency, representing 77.9 percent of total volume in national currency. At the same time, the average rate on loans granted to individuals amounted to 12.04 percent (Chart no.3).

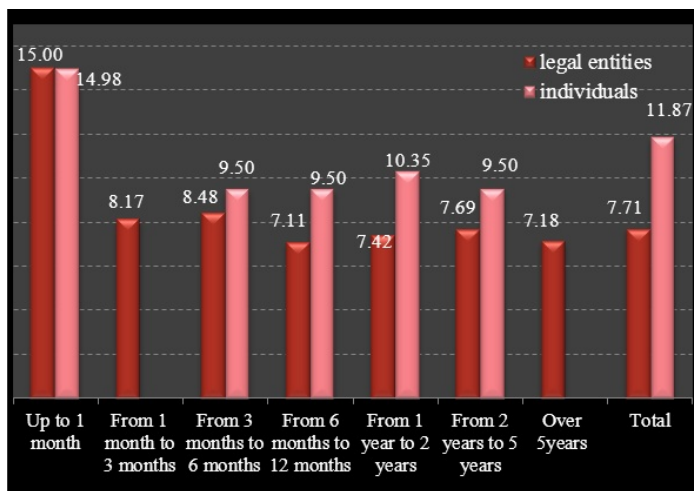
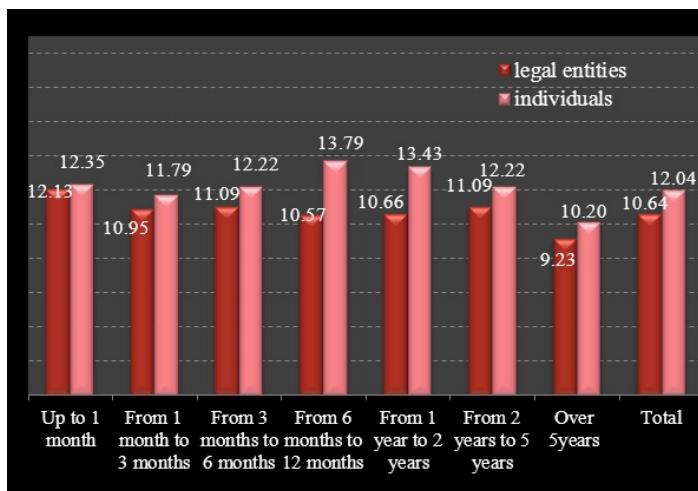
Weighted average interest rate on new loans in foreign currency granted in December 2014 was 7.72 percent, by 1.19 percentage points lower than in December 2013. As compared to the previous month, the average interest rate increased by 0.46 percentage points in December 2014.

The volume of loans granted in foreign currency was 99.8 percent of total loans in foreign currency, being mainly represented by the loans granted to legal entities with an average rate of 7.71 percent (Chart no.4).

The loans with terms from 2 to 5 years were the most attractive (50.0 percent of total loans granted in foreign currency), being granted at an average interest rate of 7.69 percent.

Chart no. 3. Interest rates on loans granted in national currency, by contractual maturities (% , annually)

Chart no. 4. Interest rates on loans granted in foreign currency, by contractual maturities (% , annually)



In December 2014, average interest rate on new term deposits attracted in national currency was 6.47 percent, increasing by 0.65 percentage points compared to December 2013 (Chart no.5). Compared to November 2014, the average interest rate on term deposits attracted in national currency increased by 0.80 percentage points during the reporting period.

Term deposits with terms from 6 to 12 months held the largest share (41.7 percent) of total term deposits in national currency, which were attracted at an average interest rate of 7.98 percent (Chart no.6).

Chart no. 5. Interest rates on new term deposits by banking system (% annually)

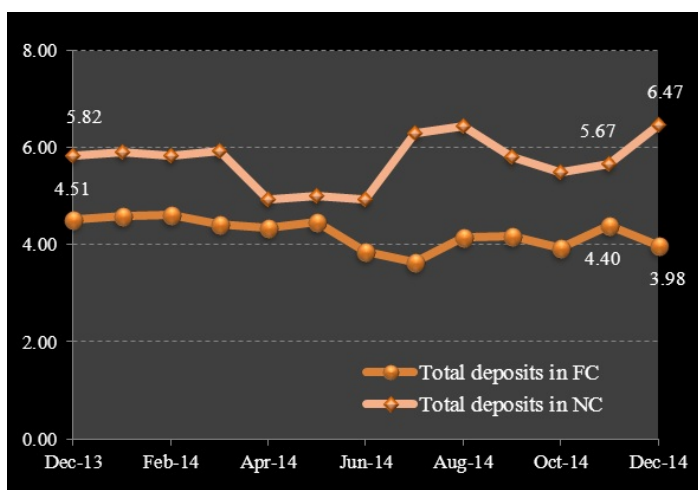
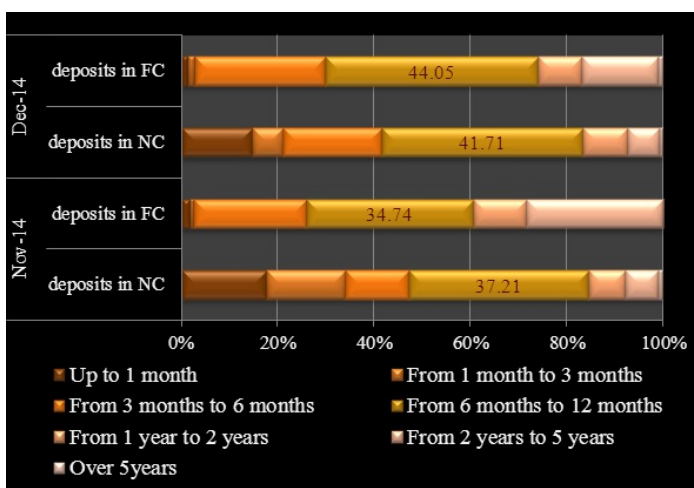


Chart no. 6. Deposits structure, by maturity (%)



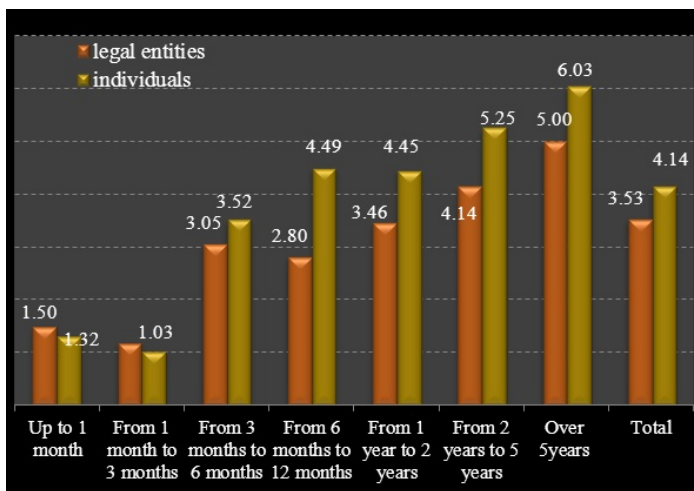
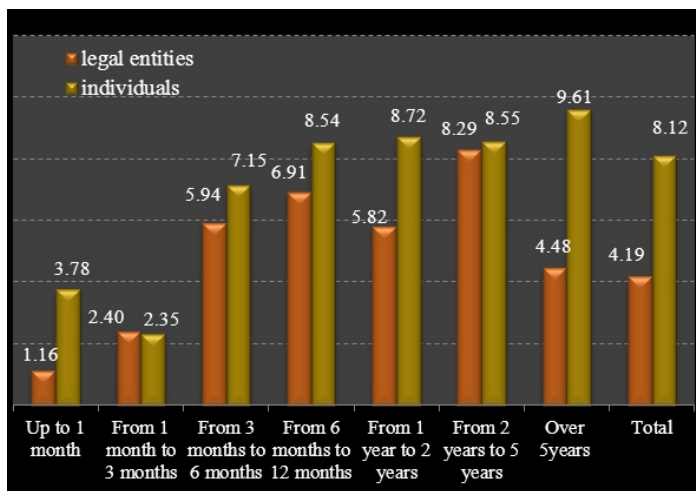
The share of term deposits in national currency attracted from individuals during the reporting period was 58.0 percent of total term deposits attracted in national currency, increasing by 8.6 percentage points as compared to the previous month. The average interest rate on these deposits was 8.12 percent (Chart no.7). The average rate of deposits granted to legal entities was 4.19 percent, reflecting an increase of 0.72 percentage points compared to the previous month.

Weighted average interest rate on new term deposits attracted in foreign currency was 3.98 percent during the reporting period. Compared to November 2014, the average interest rate on term deposits attracted in national currency decreased by 0.42 percentage points during the reporting period.

Term deposits with terms from 6 to 12 months held the largest share (44.1 percent) of total term deposits in foreign currency, which were attracted at an average interest rate of 4.25 percent, decreasing by 0.39 percentage points as compared to the previous month (Chart no.8).

Chart no.7 Interest rates on term deposits attracted in national currency, by contractual maturities (% annually)

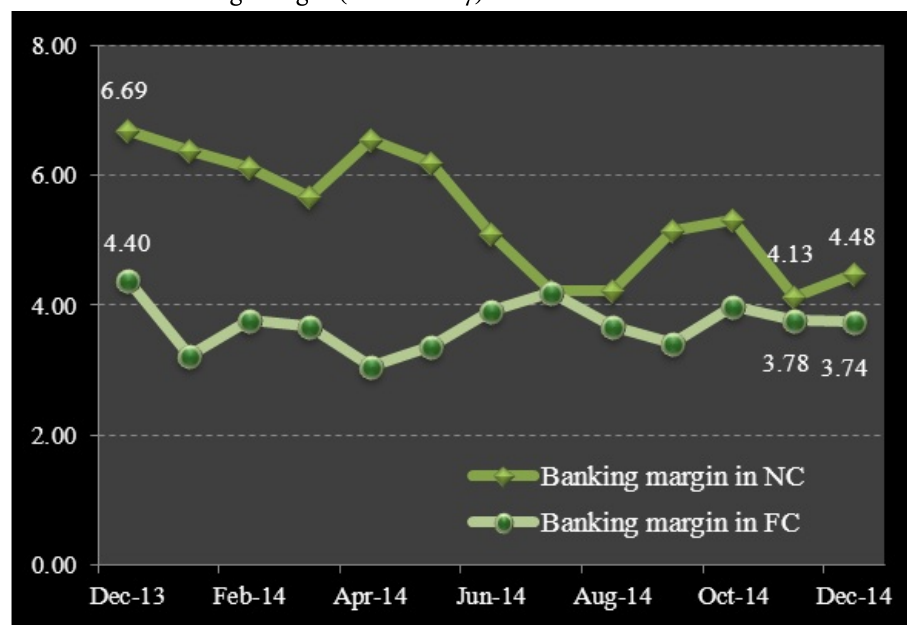
Chart no. 8. Interest rates on term deposits attracted in foreign currency, by contractual maturities (% annually)



Banking margin on operations in national currency was 4.48 percentage points in December 2014, increasing by 0.34 percentage points as compared to the previous month level (Chart no.9).

Banking margin on operations in foreign currency amounted to 3.74 percentage points in the analysed month, decreasing by 0.04 percentage points as compared to November 2014.

Chart no. 9. Banking margin (% annually)



Statistics ^[1]

See also

Tags

[deposits](#) ^[2]

[credits](#) ^[3]

[average interest rate](#) ^[4]

[credits market](#) ^[5]

[deposits market](#) ^[6]

[interest rate](#) ^[7]

Source URL:

<http://bnm.md/en/content/credits-and-deposits-market-development-december-2014>

Related links:

[1] <http://bnm.md/bdi/pages/reports/dpmc/DPMC4.xhtml?id=0&lang=en> [2] [http://bnm.md/en/search?hashtags\[0\]=deposits](http://bnm.md/en/search?hashtags[0]=deposits) [3] [http://bnm.md/en/search?hashtags\[0\]=credits](http://bnm.md/en/search?hashtags[0]=credits) [4] [http://bnm.md/en/search?hashtags\[0\]=average interest rate](http://bnm.md/en/search?hashtags[0]=average%20interest%20rate) [5] [http://bnm.md/en/search?hashtags\[0\]=credits market](http://bnm.md/en/search?hashtags[0]=credits%20market) [6] [http://bnm.md/en/search?hashtags\[0\]=deposits market](http://bnm.md/en/search?hashtags[0]=deposits%20market) [7] [http://bnm.md/en/search?hashtags\[0\]=interest rate](http://bnm.md/en/search?hashtags[0]=interest%20rate)