

20.02.2017

Credits and deposits market in January 2017

Weighted average interest rate Data included in this communiqué are reflected in accordance with the [Instruction on reporting the interest rates applied by banks of the Republic of Moldova, approved by the Decision of the Council of Administration of the NBM no.304 of 22 December 2011, Official Monitor of the Republic of Moldova no.238-242 of 30.12.2011](#) ^[1] on new loans in national currency granted in January 2017 was 11.55 percent, decreasing by 4.54 percentage points compared to the same period of last year (Chart no.1). As compared to the previous month, the weighted average interest rate on loans in national currency decreased by 0.19 percentage points.

Loans with terms from 2 to 5 years continued to be the most attractive. In January 2017, their share accounted for 33.59 percent of the total volume of loans in national currency (Chart no.2) and were granted at an average rate of 11.75 percent (increasing by 0.47 percentage points compared to the previous month).

**Chart no. 1. Interest rate on new granted loans(%
annually)**

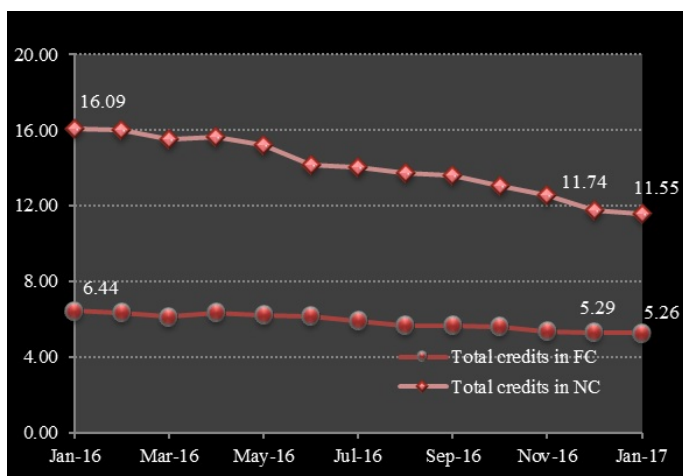
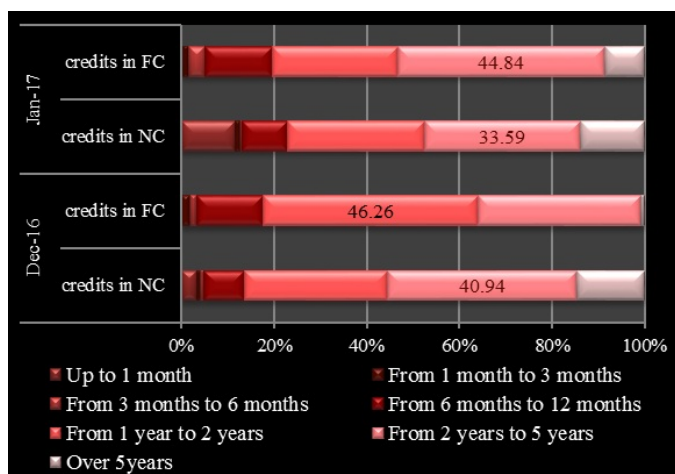


Chart no. 2. Loans structure, by maturity (%)



Loans granted to legal entities at an average rate of 11.42 percent held the largest share in the new granted loans in national currency, representing 57.57 percent of total volume of loans in national currency. At the same time, the average rate on loans granted to [individuals](#) Including individuals performing an activity amounted to 11.72 percent (Chart no.3).

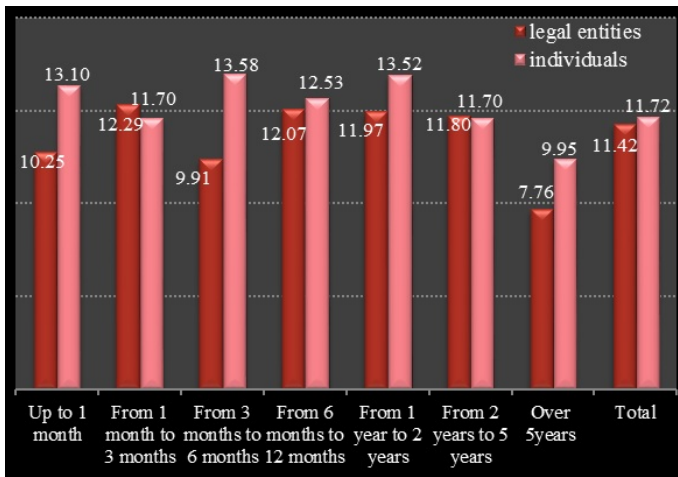
Weighted average interest rate on new loans in foreign currency granted in the reporting period was 5.26 percent, by 1.18 percentage points less compared to January 2016. As compared to the previous month, the average interest rate decreased by 0.03 percentage points.

The new loans granted in foreign currency accounted for 98.61 percent of total loans in foreign currency, being mainly represented by the loans granted to legal entities with an average rate of 5.21 percent (Chart no.4). The loans granted in foreign currency with terms from 2 to 5 years were the most attractive (44.84 percent of total loans in foreign currency), being granted at an average interest rate of 5.65 percent.

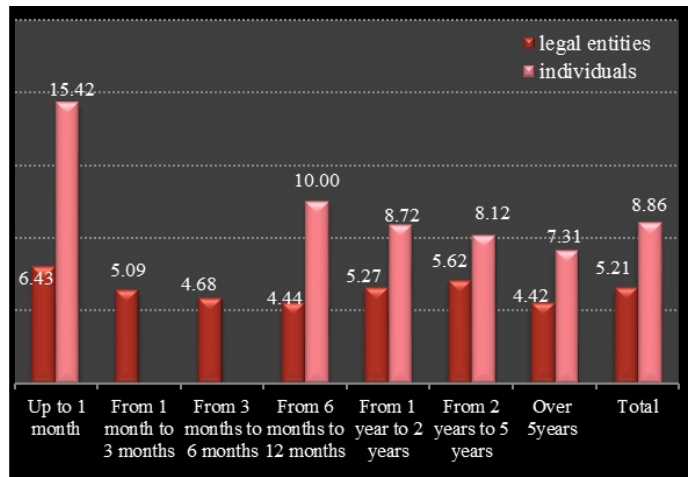
Chart no. 3. Interest rates on loans granted in national

Graf. 4. Interest rates on loans granted in foreign

currency, by contractual maturities (% annually)



currency, by contractual maturities (% annually)



In January 2017, the average interest rate on term deposits attracted in national currency was 6.80 percent, decreasing by 8.53 percentage points compared to January 2016 (Chart no.5). Compared to December 2016, the average interest rate on term deposits attracted in national currency increased insignificantly by 0.01 percentage points during the reporting period.

Term deposits with terms from 6 to 12 months held the largest share (41.29 percent) of total term deposits in national currency, which were attracted at an average interest rate of 7.37 percent (Chart no.6).

Chart no. 5. Interest rates on new term deposits by banking system (% annually)

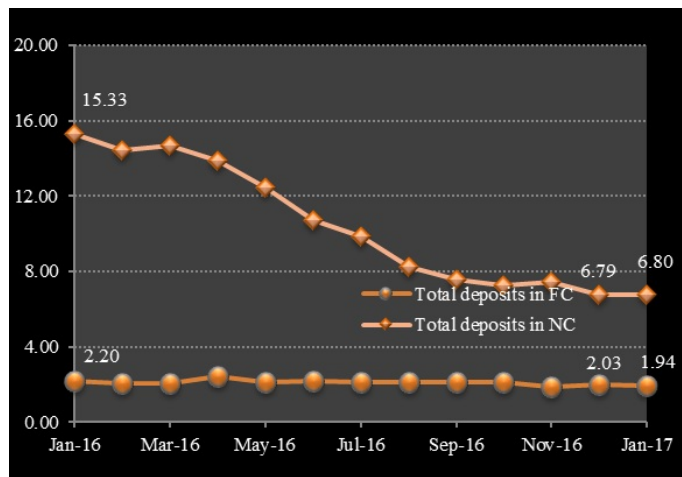
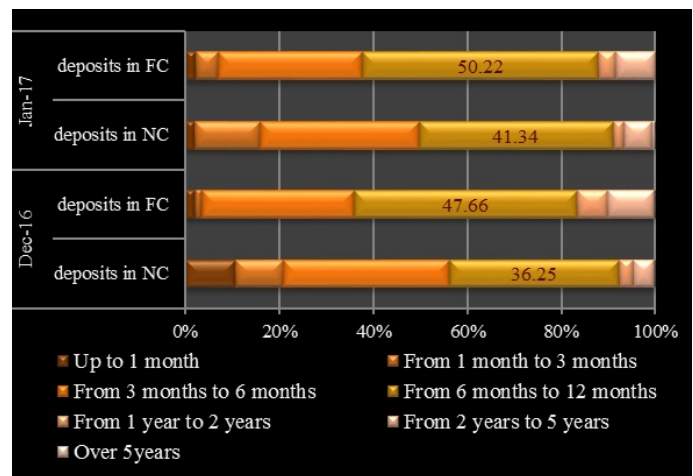


Chart no. 6. Deposits structure, by maturity (%)



The share of term deposits in national currency attracted from individuals during the reporting period was 83.31 percent of total term deposits attracted in national currency, increasing by 7.82 percentage points as compared to the previous month. The average interest rate on these deposits was 6.97 percent (Chart no.7). The average rate of deposits attracted from legal entities was 5.95 percent, reflecting an increase of 1.10 percentage points compared to the previous month.

Weighted average interest rate on term deposits in foreign currency was 1.94 percent during the reporting period, decreasing by 0.26 percentage points compared to January 2016 and by 0.02 percentage points compared to December 2016.

Term deposits with terms from 6 to 12 months held the largest share (50.2 percent) of total term deposits in foreign currency, which were attracted at an average interest rate of 2.13 percent, increasing by 0.05 percentage points as

compared to the previous month (Chart no.8).

Chart no.7 Interest rates on term deposits attracted in national currency, by contractual maturities (% , annually)

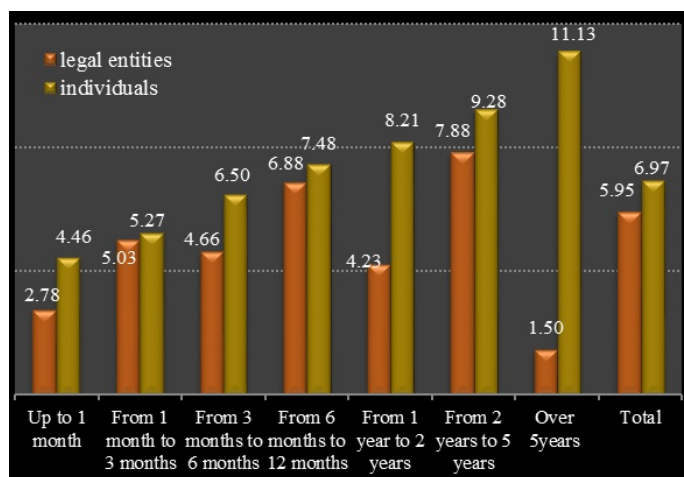
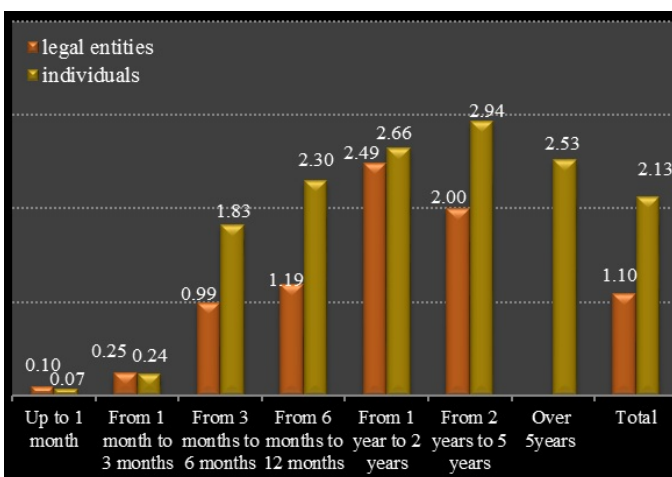


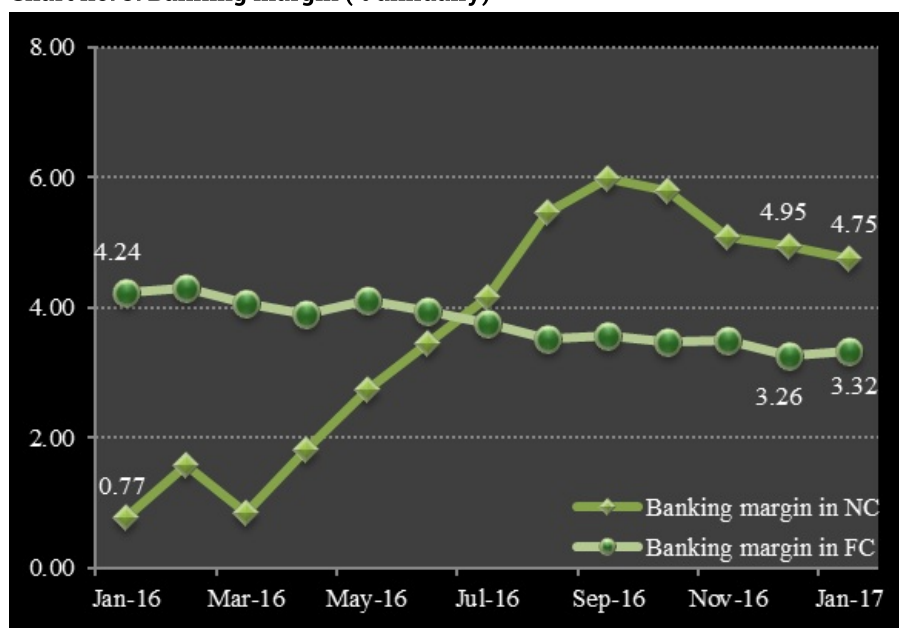
Chart no. 8. Interest rates on term deposits attracted in foreign currency, by contractual maturities (% , annually)



Banking margin on operations in national currency was 4.75 percentage points, decreasing by 0.20 percentage points compared to the previous month (Chart no. 9).

Banking margin on operations in foreign currency amounted to 3.32 percentage points, increasing by 0.06 percentage points as compared to December 2016.

Chart no. 9. Banking margin (% annually)



[Statistics](#) [2]

See also

[Tags](#)

[deposits](#) [3]

[credits](#) [4]

[average interest rate](#) [5]

[credits market](#) [6]

[deposits market](#) ^[7]

[interest rate](#) ^[8]

Source URL:

<http://bnm.md/en/content/credits-and-deposits-market-january-2017>

Related links:

[1] <http://bnm.md/ro/content/instructiunea-privind-raportarea-ratelor-dobinzilor-aplicate-de-bancile-din-republica> [2] <http://bnm.md/bdi/pages/reports/dpmc/DPMC4.xhtml?id=0&lang=en> [3] [http://bnm.md/en/search?hashtags\[0\]=deposits](http://bnm.md/en/search?hashtags[0]=deposits) [4] [http://bnm.md/en/search?hashtags\[0\]=credits](http://bnm.md/en/search?hashtags[0]=credits) [5] [http://bnm.md/en/search?hashtags\[0\]=average](http://bnm.md/en/search?hashtags[0]=average) [6] [http://bnm.md/en/search?hashtags\[0\]=interest](http://bnm.md/en/search?hashtags[0]=interest) [7] [http://bnm.md/en/search?hashtags\[0\]=deposits](http://bnm.md/en/search?hashtags[0]=deposits) [8] [http://bnm.md/en/search?hashtags\[0\]=interest](http://bnm.md/en/search?hashtags[0]=interest)