

20.12.2017

Credits and deposits market in November 2017

In November 2017, weighted average interest rate Data included in this communiqué are reflected in accordance with the Instruction on reporting the interest rates applied by banks of the Republic of Moldova, approved by the Decision of the Executive Board of the NBM no.331 of 01 December 2016, Official Monitor of the Republic of Moldova no.441-451 of 16.12.2016 [1] on new loans extended in domestic currency recorded 9.88 percent, having decreased by 2.68 percentage points compared to the same period of the previous year (Chart 1). At the same time, it decreased by 0.12 percentage points compared to the previous month.

Loans with maturity ranging from 2 to 5 years recorded the highest demand. In November 2017, their share accounted for 49.02 percent of total domestic currency loans (Chart 2), which were extended at an average rate of 9.57 percent (having decreased by 0.28 percentage points compared to the previous month).

Chart no. 1. Interest rate on new granted loans(% per annum)

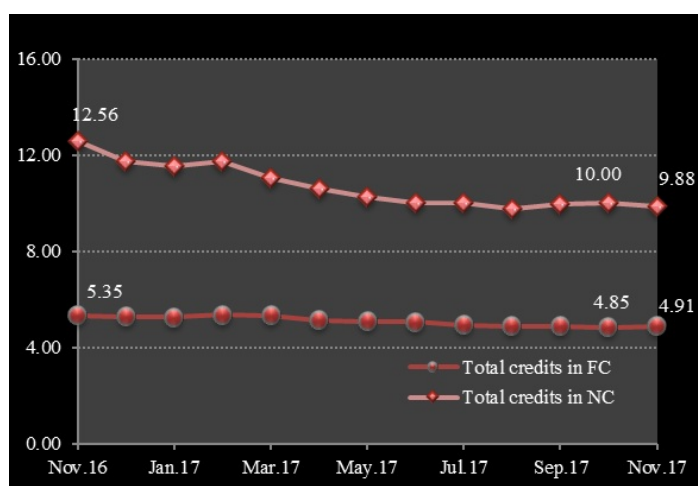
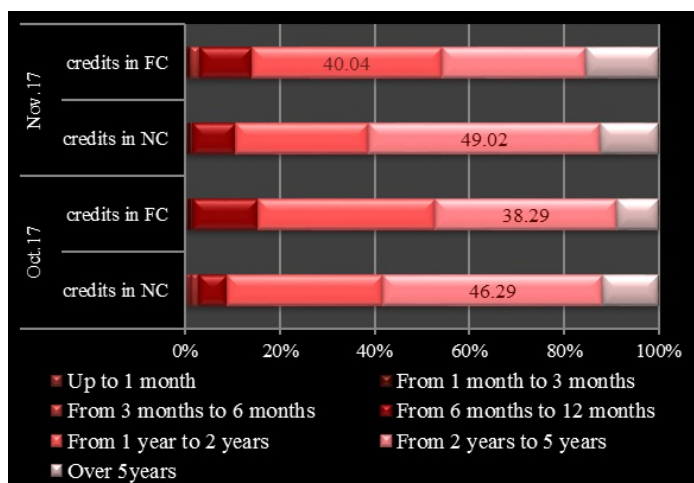


Chart no. 2. Loans structure, by maturity (%)

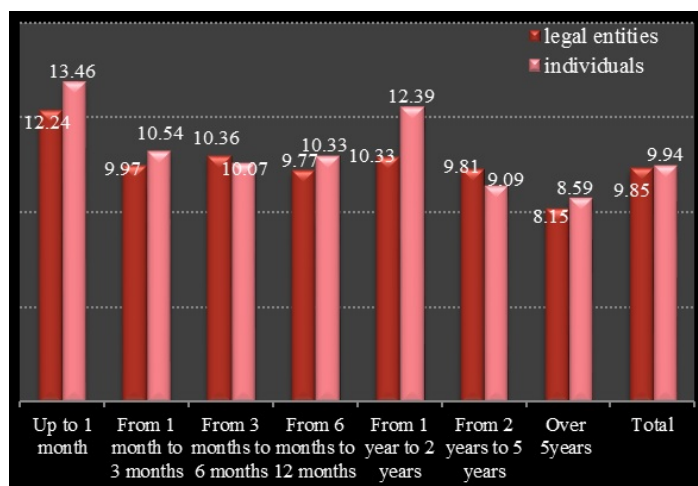


Domestic currency loans of legal entities held the largest share of 64.86 percent of total newly extended loans, having an average interest rate of 9.85 percent. At the same time, domestic currency loans were extended to individuals performing an activity at an average rate of 9.94 percent (Chart 3).

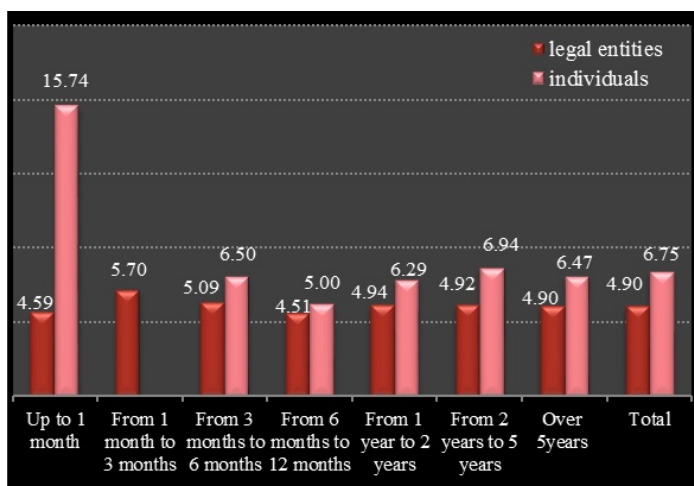
Weighted average interest rate on new loans extended in foreign currency recorded the level of 4.91 percent, having decreased by 0.44 percentage points compared to November 2016. As compared to the previous month, the average interest rate increased by 0.06 percentage points. In the reporting month, new foreign currency loans were mainly represented by legal entities loans, extended at an average rate of 4.90 percent, accounting for 99.30 percent of total foreign currency loans (Chart 4).

The highest demand was recorded for foreign currency loans with maturity ranging from 1 to 2 years (40.04 percent of total foreign currency loans), which were extended at an average interest rate of 4.95 percent.

currency, by contractual maturities (% per annum)



by contractual maturities (% per annum)



In November 2017, average interest rate on domestic currency term deposits was 5.57 percent, having decreased by 1.91 percentage points compared to November 2016 (Chart 5). As compared to October 2017, the average interest rate on domestic currency term deposits decreased by 0.15 percentage points.

Term deposits with maturity ranging from 6 to 12 months were attracted at an average interest rate of 5.78 percent and held the largest share in total domestic currency term deposits of 46.04 percent (Chart 6).

Chart no. 5. Interest rates on new term deposits by banking system (% per annum)

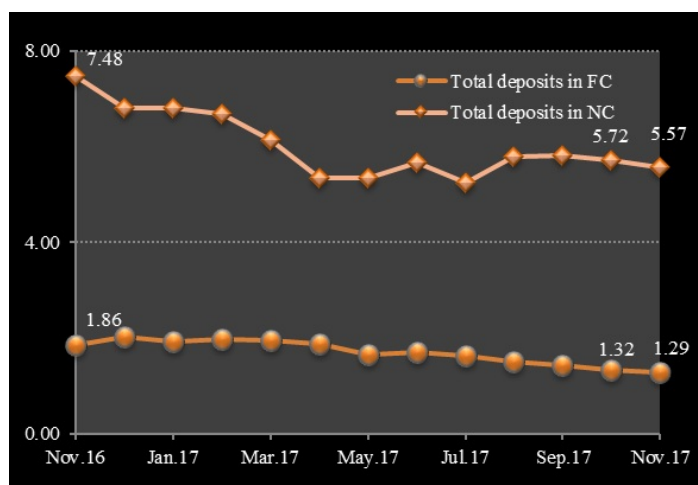
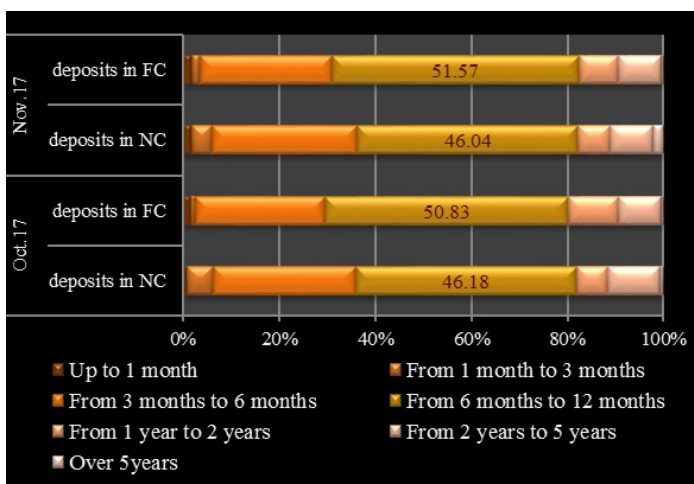


Chart no. 6. Deposits structure, by maturity (%)



The share of individual's domestic currency term deposits totaled 85.56 percent in total domestic currency term deposits, having recorded a decrease of 0.36 percentage points compared to the previous month. The average interest rate on these deposits recorded 5.70 percent (Chart 7). The average interest rate on legal entities' deposits was 4.80 percent, recording a decrease of 0.55 percentage points compared to the previous month.

Weighted average interest rate on foreign currency term deposits recorded 1.29 percent, having decreased by 0.57 percentage points compared to November 2016 and by 0.03 percentage points compared to October 2017. Term deposits with maturity ranging from 6 to 12 months held the largest share (51.57 percent) in total foreign currency term deposits, being attracted at an average interest rate of 1.31 percent, higher by 0.04 percentage points compared to the previous month (Chart 8).

Chart no.7 Interest rates on term deposits attracted in national currency, by contractual maturities (% per annum)

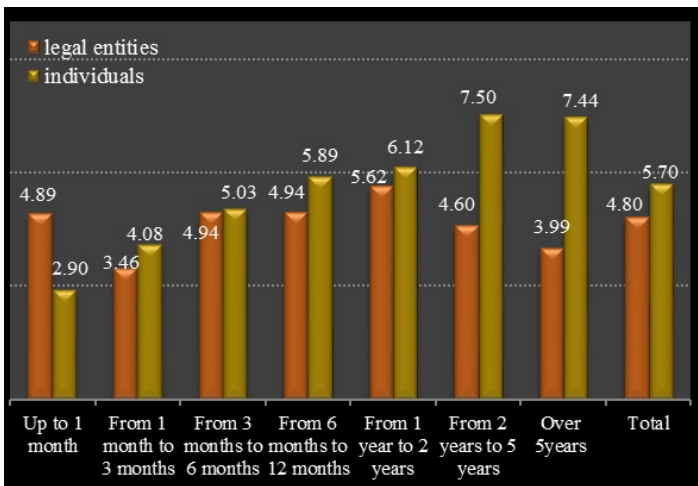
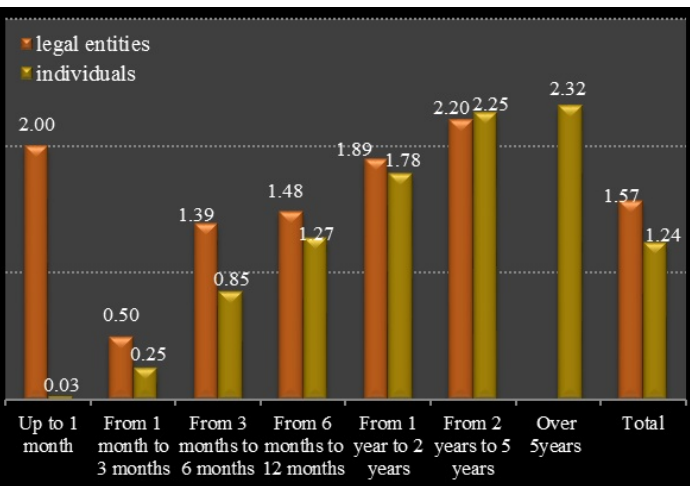


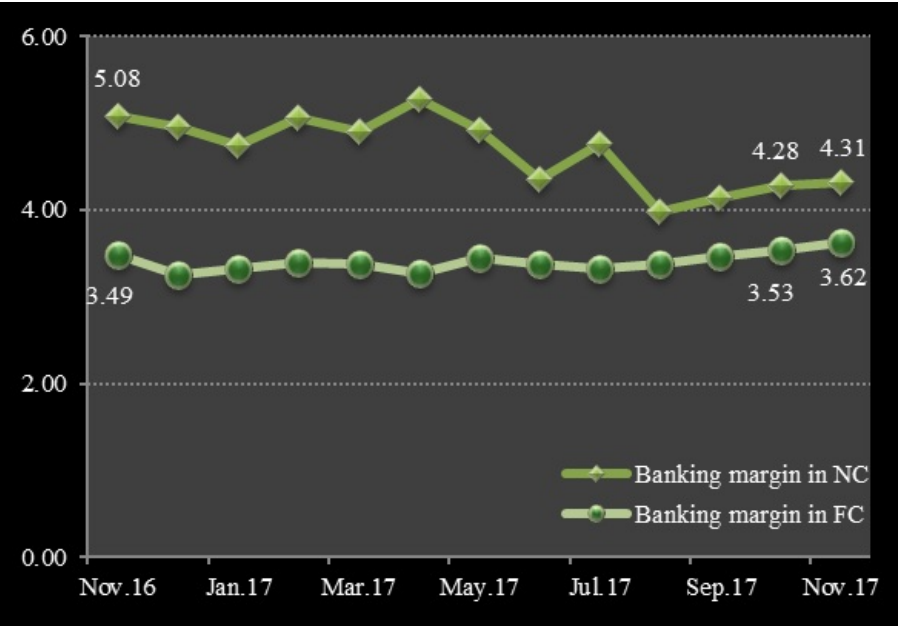
Chart no. 8. Interest rates on term deposits attracted in foreign currency, by contractual maturities (% per annum)



Banking margin on domestic currency operations amounted to 4.31 percentage points, having increased by 0.03 percentage points compared to the previous month (Chart 9).

Banking margin on foreign currency operations amounted to 3.62 percentage points, having increased by 0.09 percentage points compared to October 2017.

Chart no. 9. Banking margin (% annually)



Source URL:

<http://bnm.md/en/content/credits-and-deposits-market-november-2017>

Related links:

[1] <http://bnm.md/ro/content/instructiune-cu-privire-la-modul-de-intocmire-si-prezentare-rapoartelor-privind-ratele> [2] <http://bnm.md/bdi/pages/reports/dpmc/DPMC4.xhtml?id=0&lang=en> [3] [http://bnm.md/en/search?hashtags\[0\]=deposits](http://bnm.md/en/search?hashtags[0]=deposits) [4] [http://bnm.md/en/search?hashtags\[0\]=credits](http://bnm.md/en/search?hashtags[0]=credits) [5] [http://bnm.md/en/search?hashtags\[0\]=average](http://bnm.md/en/search?hashtags[0]=average) [6] [http://bnm.md/en/search?hashtags\[0\]=credits](http://bnm.md/en/search?hashtags[0]=credits) [7] [http://bnm.md/en/search?hashtags\[0\]=deposits](http://bnm.md/en/search?hashtags[0]=deposits) [8] [http://bnm.md/en/search?hashtags\[0\]=interest](http://bnm.md/en/search?hashtags[0]=interest)