

20.09.2022

Developments in loan and deposit markets in August 2022

Loans market

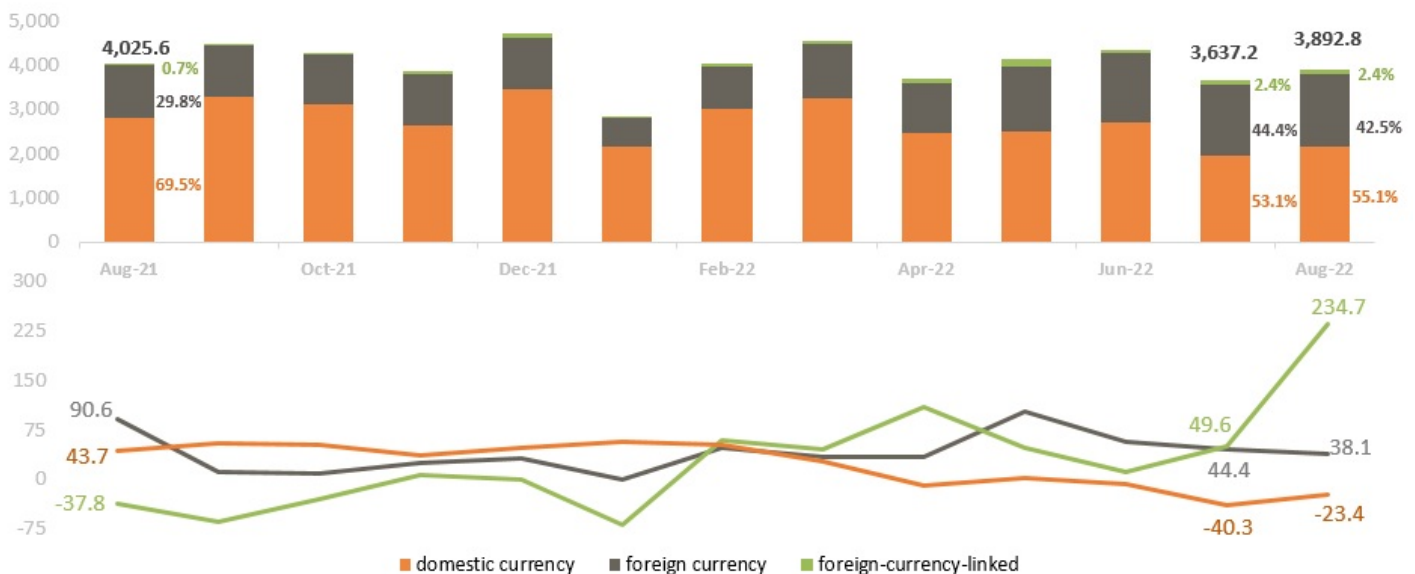
In August 2022, new loans extended¹ by banks totaled MDL 3,892.8 million, decreasing by 3.3% compared to August 2021.

The structure of loans granted (Chart 1) in the reporting month evolved as follows:

- 55.1% represents loans extended in domestic currency, which totaled MDL 2,144.9 million (+11.0% compared to the previous month and -23.4% compared to August 2021);
- 42.5% represents loans extended in foreign currency, which, recalculated in MDL, totaled MDL 1,655.3 million (+2.5% compared to the previous month and +38.1% compared to August 2021);
- 2.4% represents foreign-currency-linked² loans, which amounted to MDL 92.6 million (+4.1% compared to the previous month and 3.3 times more compared to August 2021).

Chart 1

Dynamics of new loans extended, million MDL (upper chart) and the annual growth rate of new loans extended by banks, % (lower chart)

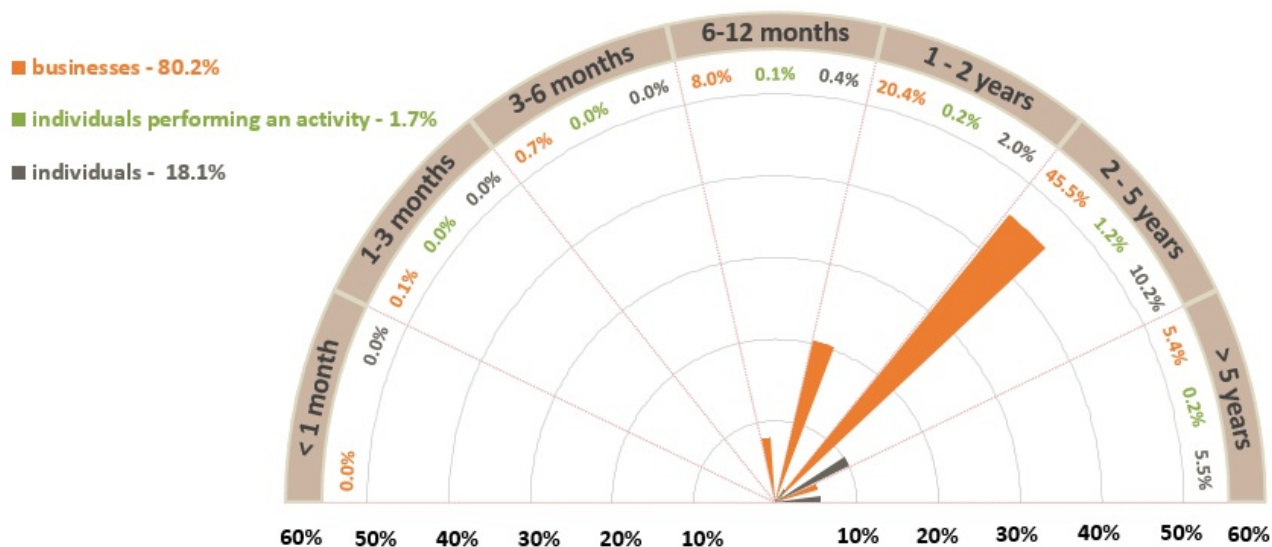


Source: NBM report on average rates and volumes of new loans and new deposits attracted for August 2022

In terms of maturity (Chart 2), loans with maturity ranging from 2 to 5 years recorded the highest demand, with a share of 56.9%. The share of businesses' loans with this term constituted 45.5% in the total amount of extended loans.

Chart 2

New loans extended by maturity and their structure, %

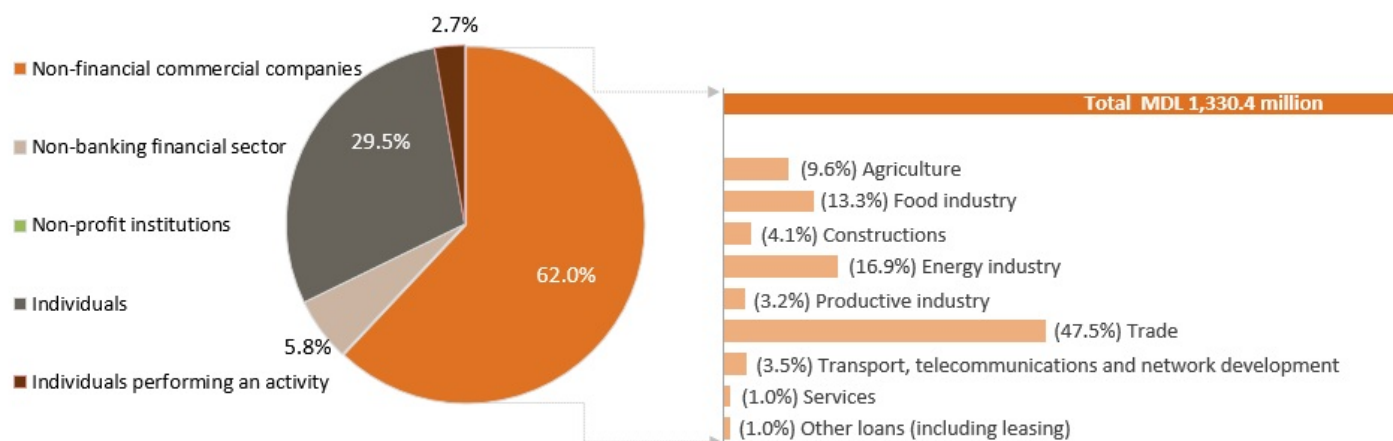


Source: NBM report on average rates and volumes of new loans and new deposits attracted for August 2022

Domestic currency loans (Chart 3) were mainly represented by loans extended to non-financial commercial companies (62.0%) and to individuals (29.5%). Within loans to non-financial commercial companies, loans to trade dominated (47.5%).

Chart 3

Domestic currency loans by sectors, %



Source: NBM report on average rates and volumes of new loans and new deposits attracted for August 2022

Foreign currency loans were mainly requested by non-financial commercial companies (85.7%), and the largest share (51.9%) belongs to trade.

The average nominal interest rate on new loans extended in domestic currency constituted 13.16%, on loans in foreign currency - 4.31%, and on foreign-currency-linked loans - 4.55%.

Compared to the previous month, the average rate evolved as follows (Chart 4):

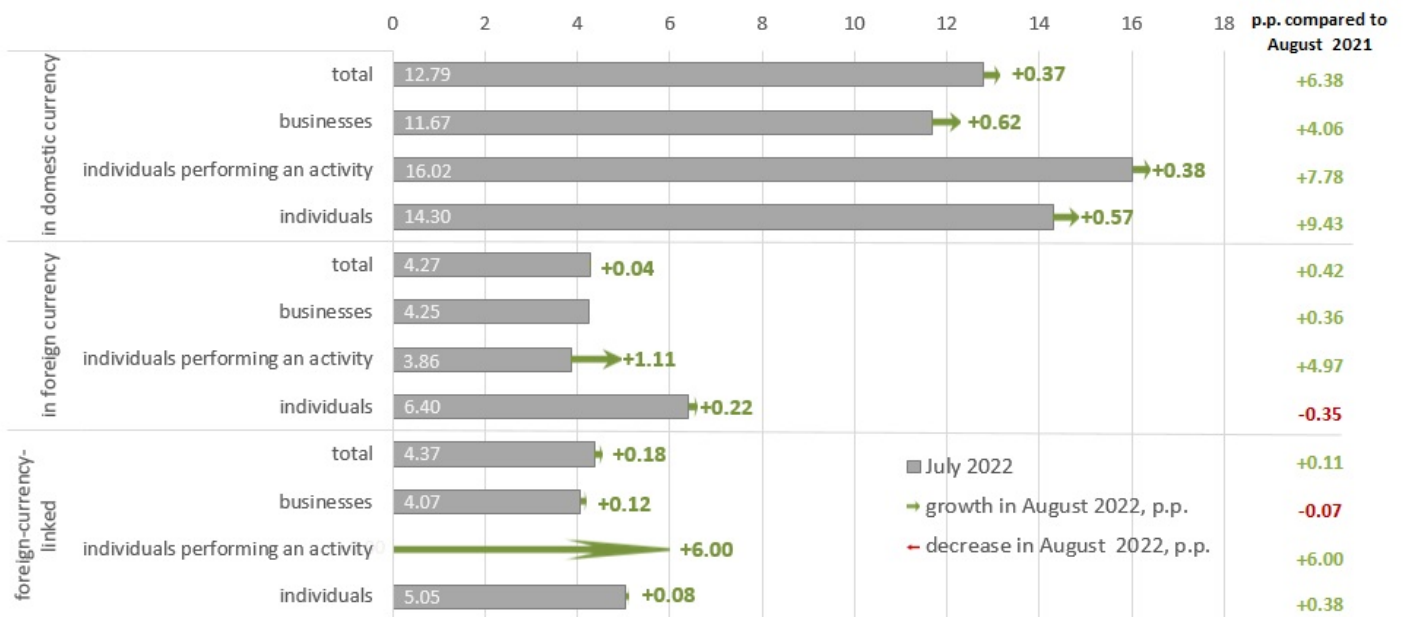
- on domestic currency loans it increased by 0.37 percentage points (p.p.). Businesses received their loans at an average rate of 12.29%, individuals performing an activity³ – at a rate of 16.40%, while individuals – at a rate of 14.87%;
- on foreign currency loans, it increased by 0.04 p.p. Businesses received their loans at an average rate of 4.25%, individuals performing an activity – at a rate of 4.97%, and individuals – at a rate of 6.62%;
- on foreign-currency-linked loans, it increased by 0.18 p.p. Businesses received their loans at an average rate of 4.19 and individuals performing an activity – at a rate of 6.00% (it should be mentioned that this type of loans was not

requested in July), and individuals – at a rate of 5.13%.

Compared to the similar period of the previous year, the weighted average nominal interest rate on domestic currency loans increased by 6.38 p.p., on those in foreign currency - by 0.42 p.p., and on foreign-currency-linked loans - by 0.11 p.p.

Chart 4

Weighted average nominal interest rates on new loans, %

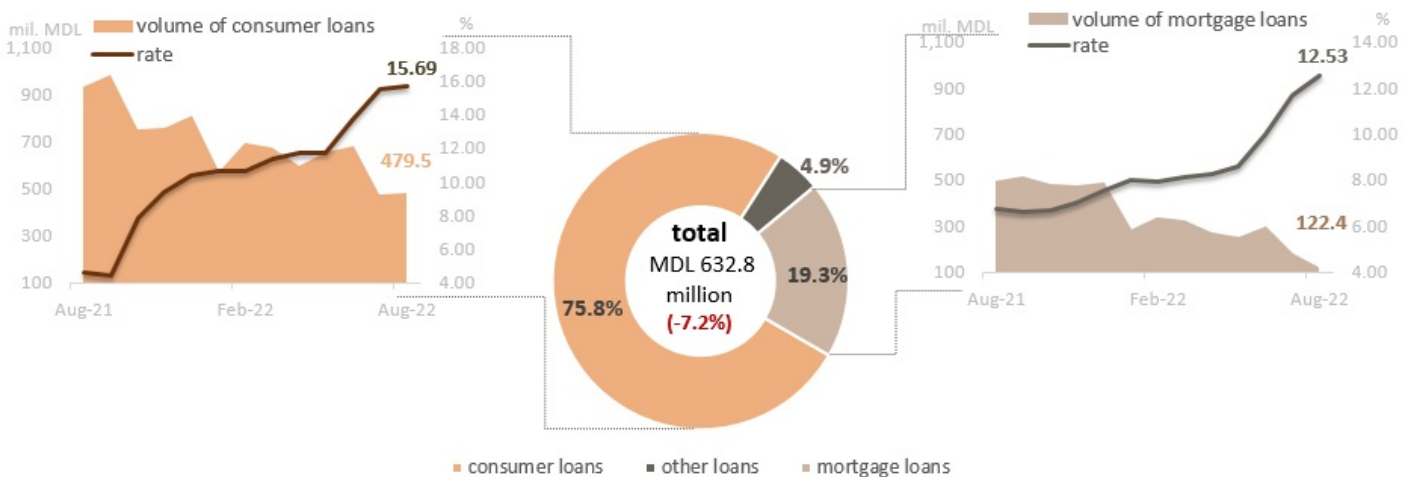


Source: NBM report on average rates and volumes of new loans and new deposits attracted for August 2022

The volume of domestic currency loans extended to individuals decreased in August 2022 by 7.2%, as compared to the previous month, and totaled MDL 632.8 million (Chart 5). The average rate on these loans increased by 0.57 p.p.

Chart 5

Domestic currency loans extended to individuals



Source: NBM report on average rates and volumes of new loans and new deposits attracted for August 2022

From the perspective of the purpose of loans extended to individuals, consumer loans held the largest share (75.8%), and were extended at an average rate of 15.69% (+0.21 p.p. compared to the previous month and +11.12 p.p. compared to August 2021).

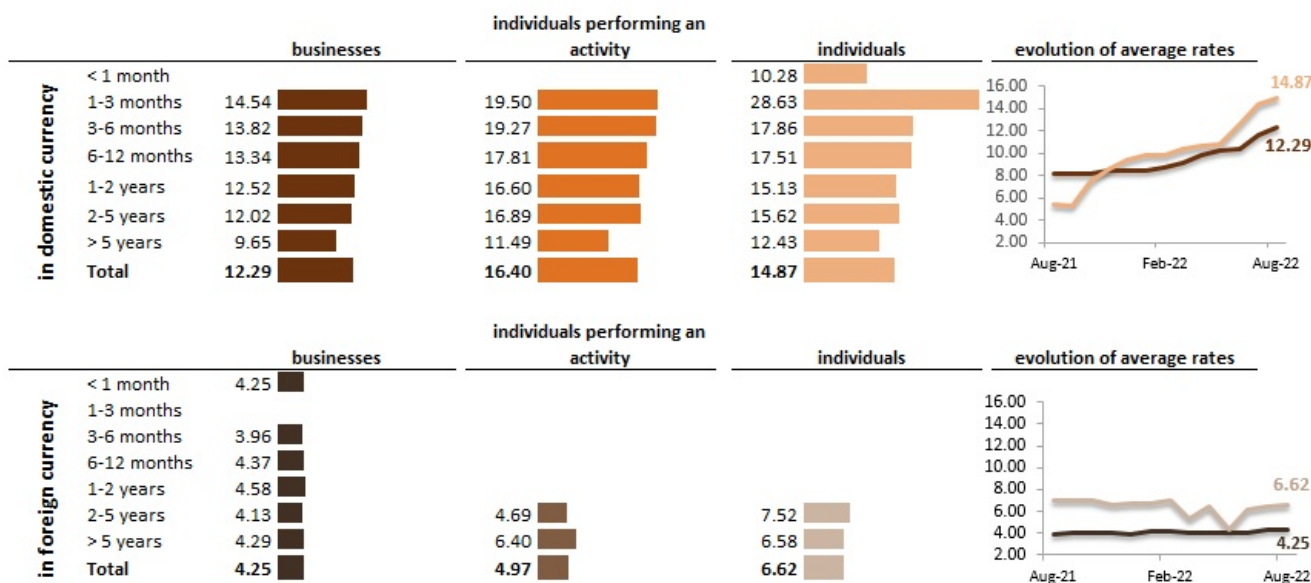
The average rate on mortgage loans extended in domestic currency increased by 0.88 p.p. compared to the previous month and by 5.81 p.p. compared to August 2021 and totaled 12.53%.

It should be noted, that 64.2% of total mortgage loans were extended in domestic currency. Consumer loans also were mainly extended in domestic currency (99.5% of total consumer loans).

Domestic currency loans (Chart 6) with maturity from 2 to 5 years, recording the highest demand in the reporting month, were extended at an average interest rate of 13.36% (12.02% - on businesses loans, 16.89% - on individuals performing an activity loans, and 15.62% - on individuals' loans).

Chart 6

Average rates on extended loans, by maturity, %



Source: NBM report on average rates and volumes of new loans and new deposits attracted for August 2022

The highest average rate on domestic currency loans was registered on loans with maturity from 1 to 3 months and amounted to 14.62%.

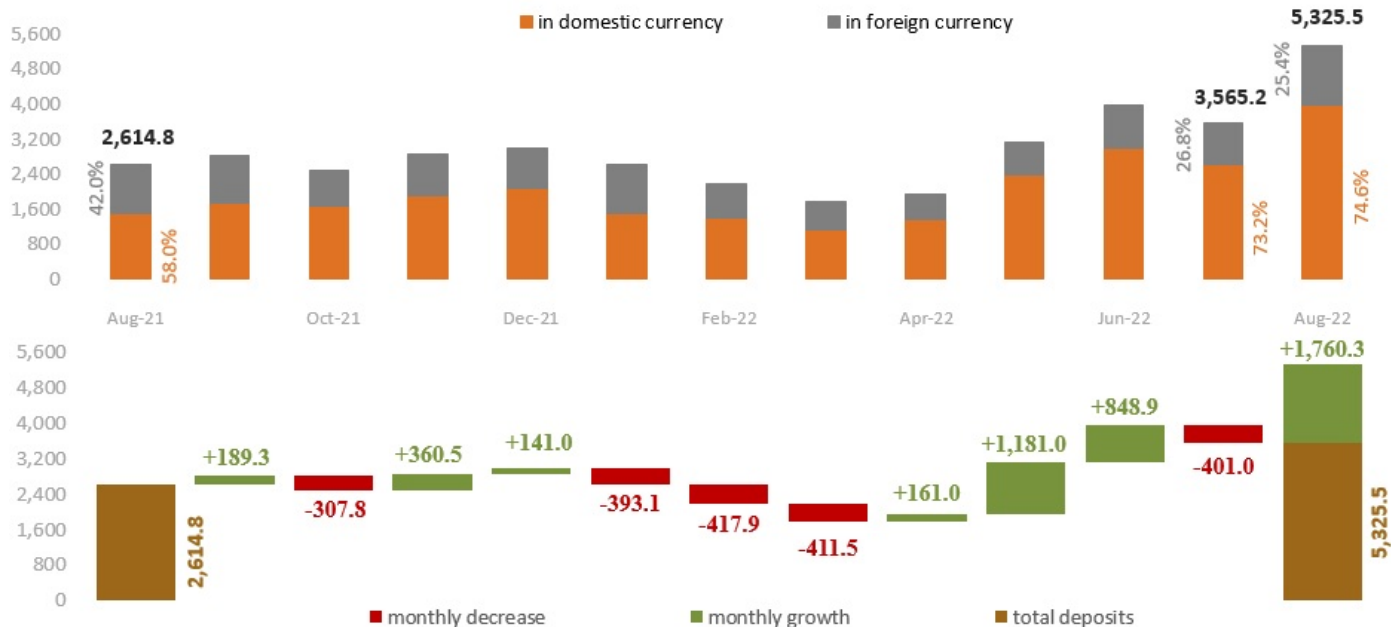
Loans in foreign currency with terms of 2 to 5 years (MDL 988.57 million, which had the highest volume in the reporting month) were extended at an average rate of 4.14% (businesses loans – 4.13% (MDL 984.26 million), individuals performing an activity loans – 4.69% (MDL 2.03 million), and individuals' loans – 7.52% (MDL 2.29 million)) (Chart 6).

Deposits market

In August 2022, the new term deposits totaled MDL 5,325.5 million, increasing 2.0 times more as compared to August 2021 (Chart 7).

Chart 7

Dynamics of term deposits (upper chart) and change from the previous month (lower chart), million MDL



Source: NBM report on average rates and volumes of new loans and new deposits attracted for August 2022

The volume of new term deposits constituted:

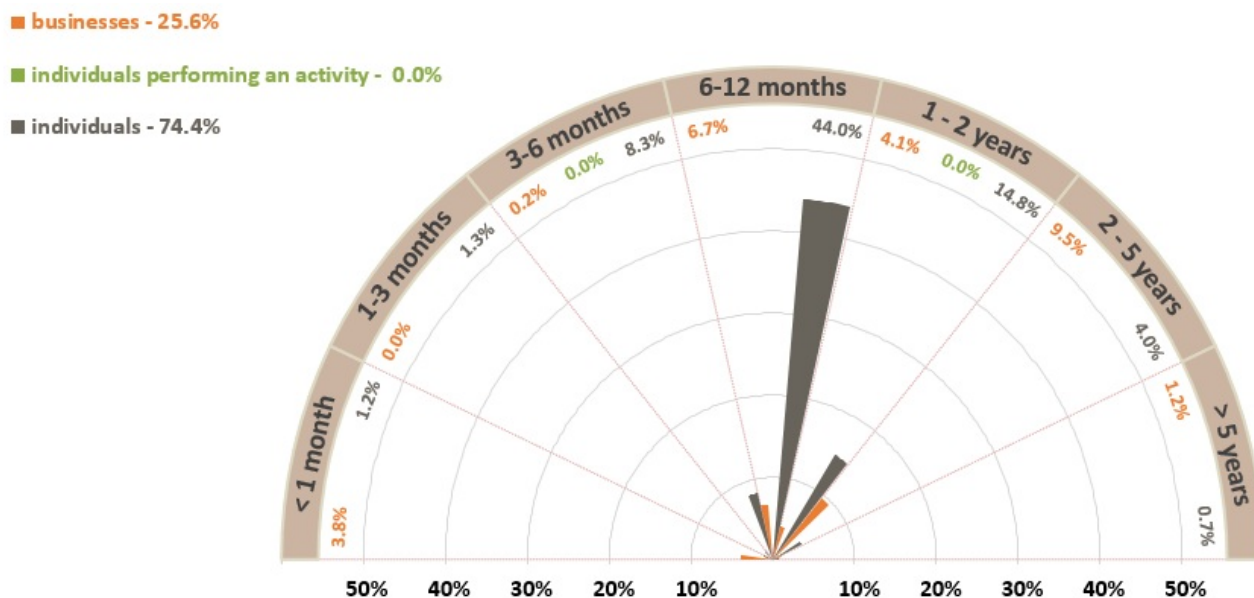
- in domestic currency – MDL 3,971.5 million (+52.1% compared to the previous month and by 2.6 times more compared to August 2021);
- in foreign currency, recalculated in MDL – MDL 1,353.9 million (+41.8% compared to the previous month and +23.2% compared to August 2021).

The share of deposits attracted in domestic currency constituted 74.6%, of those in foreign currency – 25.4%.

Individuals' deposits (Chart 8) represented the largest share of total deposits – 74.4% (where 59.0% represents domestic currency deposits and 15.4% - foreign currency deposits).

Chart 8

New term deposits placed by maturity and their structure, %



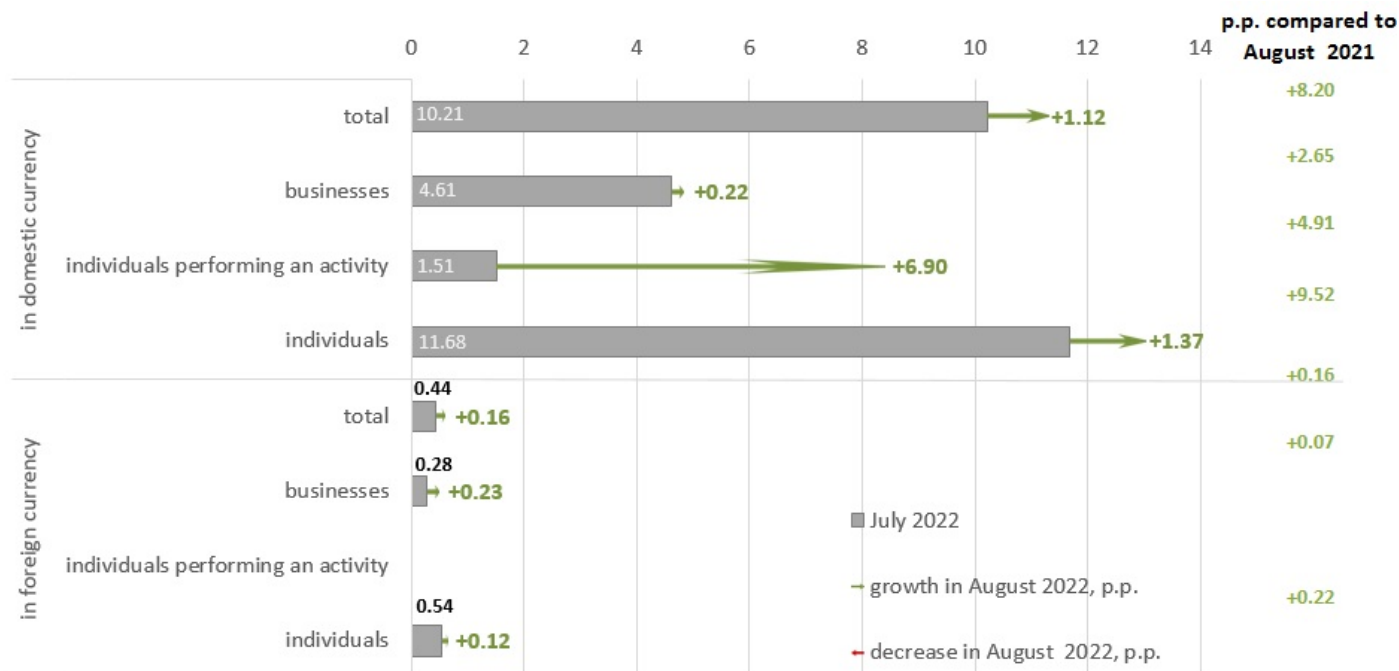
Source: NBM report on average rates and volumes of new loans and new deposits attracted for August 2022

In terms of maturity, the highest demand was recorded for deposits with terms from 6 to 12 months, which held 50.8% of total term deposits (44.0% - individuals' deposits).

The average interest rate on domestic currency term deposits constituted 11.33%, and on those in foreign currency - 0.60%.

Chart 9

Weighted average rates on new term deposits, %



Source: NBM report on average rates and volumes of new loans and new deposits attracted for August 2022

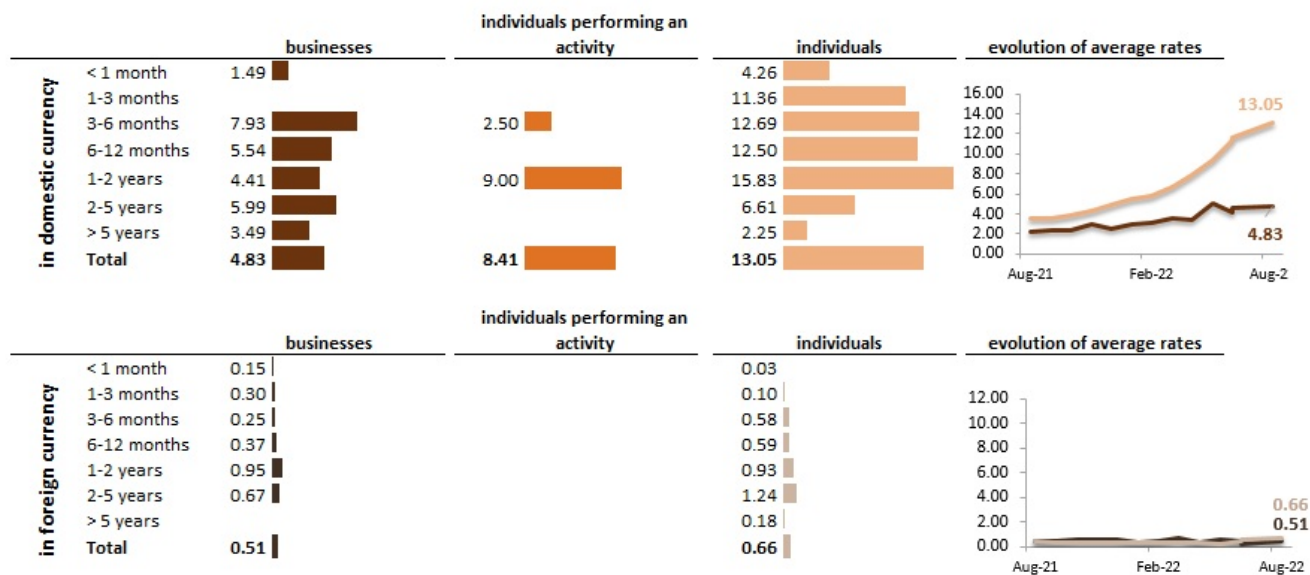
Compared to the previous month, the average rate evolved as follows:

- on new term domestic currency deposits it increased by 1.12 p.p. Businesses placed their deposits at an average rate of 4.83%, individuals performing an activity – at an average rate of 8.41%, while individuals – at an average rate of 13.05%;
- on new term deposits in foreign currency, it increased by 0.16 p.p. Businesses placed their deposits at an average rate of 0.51%, while individuals – at a rate of 0.66%. Individuals performing an activity did not place any foreign currency deposits.

Compared to August 2021, the average interest rate on domestic currency deposits increased by 8.20 p.p., but that on foreign currency deposits - by 0.16 p.p. (Chart 9).

Chart 10

Average interest rates on new term deposits, by maturity, %



Source: NBM report on average rates and volumes of new loans and new deposits attracted for August 2022

Domestic currency deposits with maturity from 6 to 12 months, holding the highest share (51.8% of total deposits in domestic currency), were attracted at an average interest rate of 12.10% (businesses' deposits were attracted at an average rate of 5.54%, while individuals' deposits – at a rate of 12.5%) (Chart 10). Individuals performing an activity did not place deposits in domestic currency with terms from 6 to 12 months.

In the case of foreign currency deposits, the largest share (47.8%) is held by those with terms from 6 to 12 months, which were placed at an average interest rate of 0.51% (businesses placed their deposits at a rate of 0.37%, individuals - at a rate of 0.59%).

The highest average rate on domestic currency deposits was recorded as follows:

- on businesses' deposits with terms from 3 to 6 months (7.93%);
- on deposits of individuals performing an activity with terms from 1 to 2 years (9.00%);
- on individuals' deposits with terms from 1 to 2 years (15.83%).

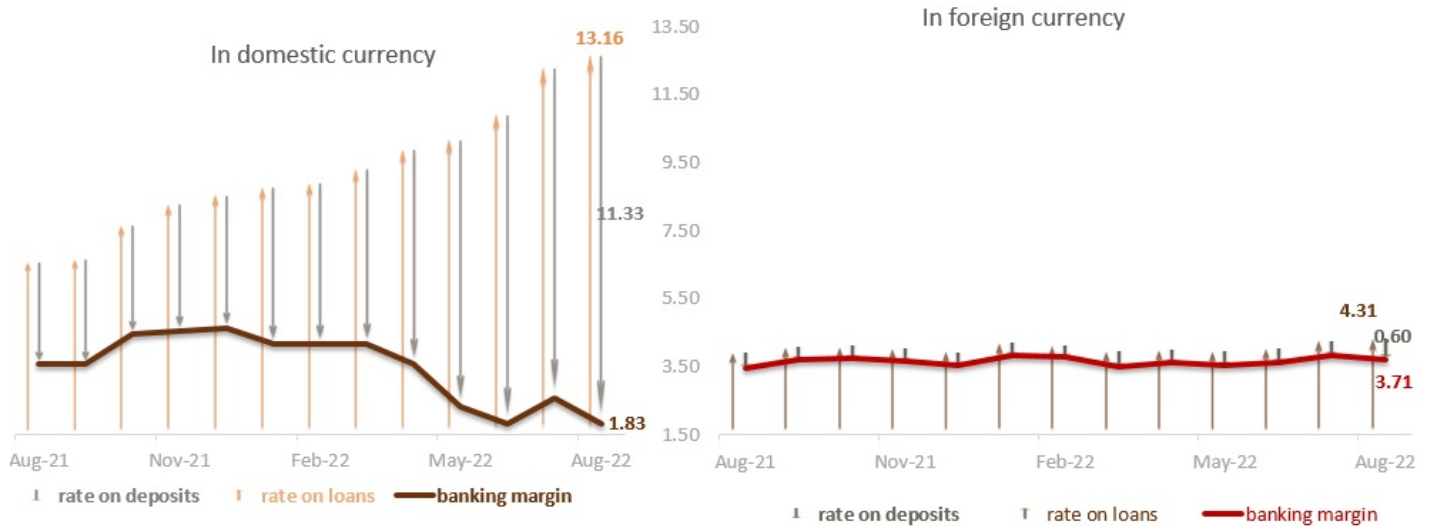
The highest average rate on foreign currency deposits was recorded as follows:

- on businesses' deposits with terms from 1 to 2 years (0.95%);
- on individuals' deposits with terms from 2 to 5 years (1.24%).

Interest rate margin on domestic currency transactions constituted 1.83 p.p., while on those in foreign currency amounted to 3.71 p.p.

Chart 11

Bank interest margin, p.p.



Source: NBM report on average rates and volumes of new loans and new deposits attracted for August 2022

The interest rate margin on operations in domestic currency decreased by 0.75 p.p. compared to the previous month and by 1.82 p.p. as compared to August 2021 (Chart 11).

The interest margin on foreign currency transactions decreased by 0.12 p.p. compared to the previous month and increased by 0.26 p.p. as compared to August 2021.

Note. Aggregate data may not correspond exactly to the sum of the components due to mathematical rounding.

1. Data presented according to Instruction on preparation and presentation of reports on interest rates applied by banks in the Republic of Moldova, approved by Decision of the Executive Board of the NBM No 331 of 1 December 2016, Official Monitor of the Republic of Moldova No 441-451 of 16 December 2016, as subsequently amended and supplemented.
2. Loans foreign-currency-linked, according to the Regulation on the open currency position of the bank, approved by Decision of the Council of Administration of the National Bank of Moldova No 126 of 28.11.1997, Official Monitor of the Republic of Moldova No 112-114/198 of 14.10.1999, with further modifications and completions, refer to the assets which balance, according to the conditions established in the relevant contracts concluded by the bank, shall be modified depending on the evolution of the exchange rate of Moldovan currency against the attached exchange rate.
3. Individuals performing an activity, in accordance with the Instruction on completion by licensed banks of the Report on monetary statistics, approved by the Decision of the Executive Board of the NBM No 255 of 17 November 2011, Official Monitor of the Republic of Moldova No 206-215 of 2 January 2011, as subsequently amended and supplemented, work in associations without legal personality and are producers of goods and/or services for market, and namely, individual enterprises, farms, entrepreneur license holders, notaries, lawyers, bailiffs, etc.

See also

Tags

[depozite](#) ^[1]

[credite](#) ^[2]

[rata medie](#) ^[3]

[piața creditelor](#) ^[4]

[piața depozitelor](#) ^[5]

[depozitele](#) ^[6]

Source URL:

<http://bnm.md/en/content/developments-loan-and-deposit-markets-august-2022>

Related links:

[1] [http://bnm.md/en/search?hashtags\[0\]=depozite](http://bnm.md/en/search?hashtags[0]=depozite) [2] [http://bnm.md/en/search?hashtags\[0\]=credite](http://bnm.md/en/search?hashtags[0]=credite) [3] [http://bnm.md/en/search?hashtags\[0\]=rata medie](http://bnm.md/en/search?hashtags[0]=rata%20medie) [4] [http://bnm.md/en/search?hashtags\[0\]=piața creditelor](http://bnm.md/en/search?hashtags[0]=pia%C7Aa%20creditelor) [5] [http://bnm.md/en/search?hashtags\[0\]=piața depozitelor](http://bnm.md/en/search?hashtags[0]=pia%C7Aa%20depozitelor) [6] [http://bnm.md/en/search?hashtags\[0\]=depozitele](http://bnm.md/en/search?hashtags[0]=depozitele) [7] [http://bnm.md/en/search?hashtags\[0\]=creditele](http://bnm.md/en/search?hashtags[0]=creditele)