

20.09.2021

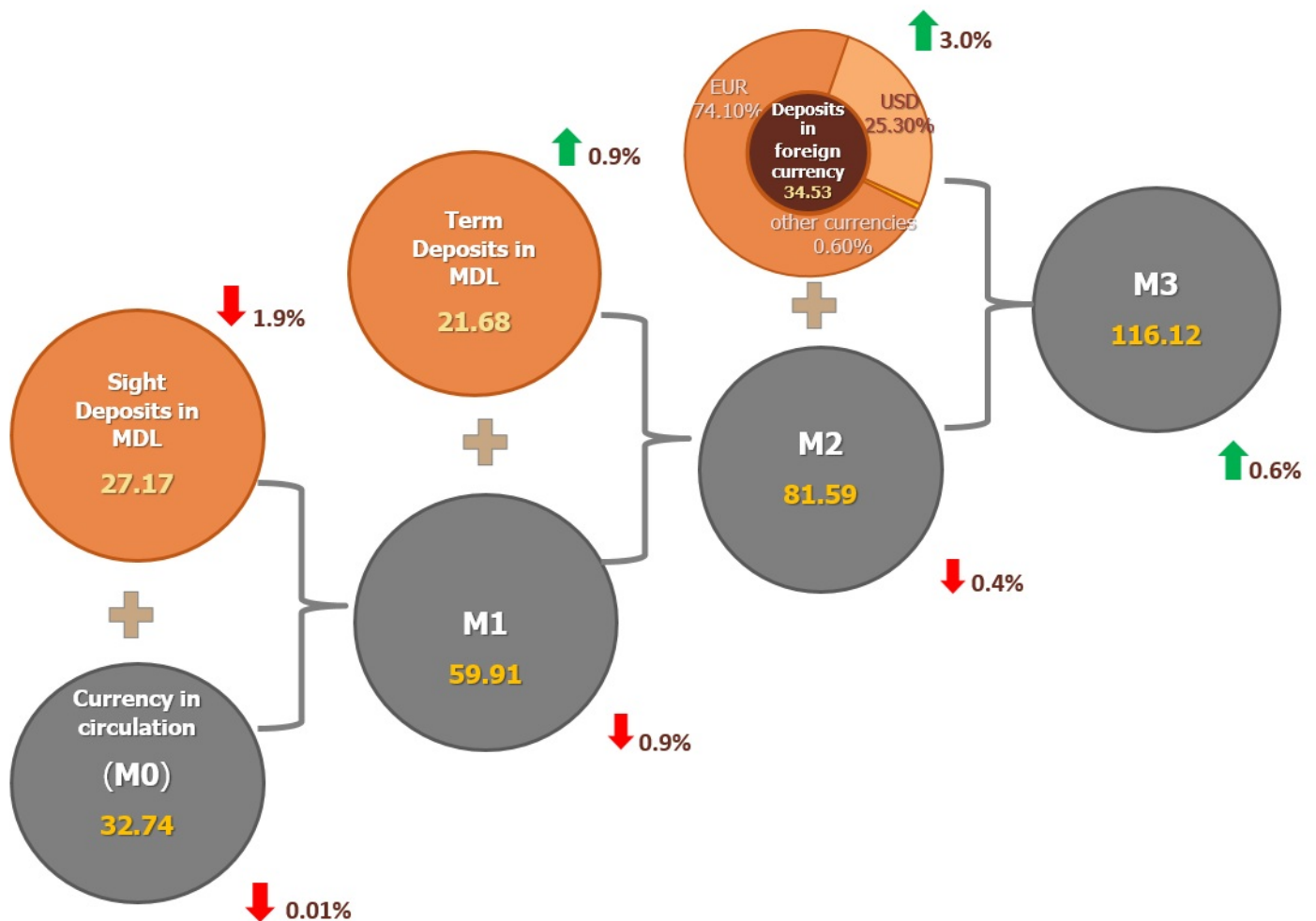
The evolution of monetary indicators in August 2021

In August 2021, **the monetary base**¹ increased by MDL 576.1 million (1.0%) compared to the previous month and amounted to MDL 57,493.0 million, being 17.5 percent higher than in August 2020.

Money supply M0² (currency in circulation) decreased by MDL 4.5 million or by 0.01 percent compared to July 2021 and amounted MDL 32,739.5 million, by 23.5 percent more than in August 2020 (chart 1).

Chart 1.

The evolution of the money supply in August 2021 compared to the previous month, billion MDL



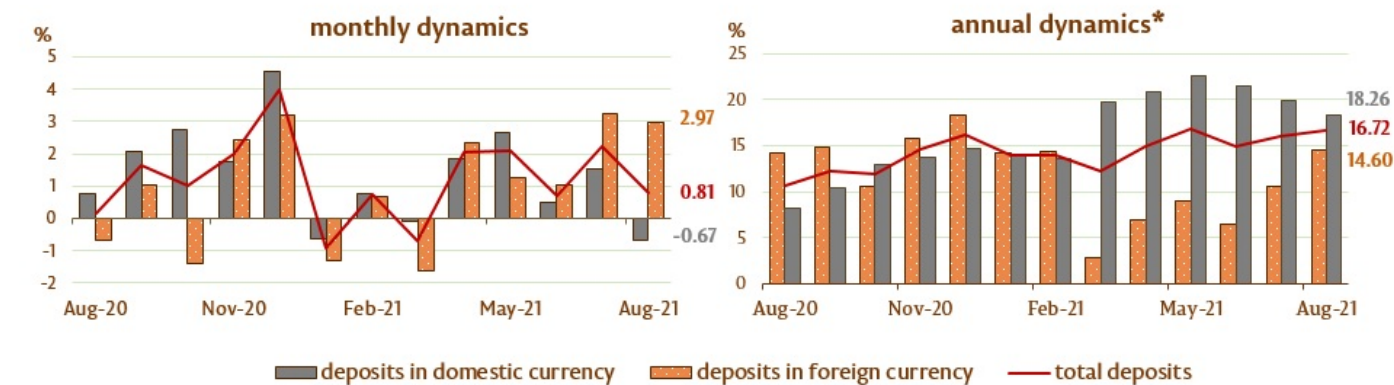
Money supply M1³ decreased by MDL 521.8 million or by 0.9 % compared to July 2021, being 25.1 % higher than in the similar period of the previous year.

Money supply M2⁴ decreased by MDL 331.8 million or by 0.4% compared to July 2021 and amounted to MDL 81,591.5 million, by 20.3% more than in the similar period of the previous year.

Money supply M3⁵ increased by MDL 662.7 million (0.6%) compared to July 2021, being 18.6 percent higher than in August 2020.

Chart 2.

Dynamics of bank deposits⁶, %



in domestic currency		The modification compared to	in foreign currency	
previous month	same period, 2020		previous month	same period, 2020
-0.67	+18.26	Total	+2.97	+14.60
+8.41	-7.67	Non-banking financial sector	-1.59	+20.84
+1.45	+17.25	Non-financial companies' sector, which majority ownership is public	+1.88	+74.49
-1.52	+28.93	Non-financial companies' sector, which majority ownership is private	+11.72	+13.01
-0.53	+14.73	Other resident sectors	-0.33	+13.37

* change from the similar period of the previous year.

The balance of deposits in domestic currency decreased by MDL 327.3 million compared to the previous month and amounted to MDL 48,852.0 million, representing a share of 58.6% of the total balance of deposits, that of foreign currency deposits (recalculated in MDL) increased by MDL 994.5 million, up to the level of MDL 34,527.9 million, having a share of 41.4% (chart 2).

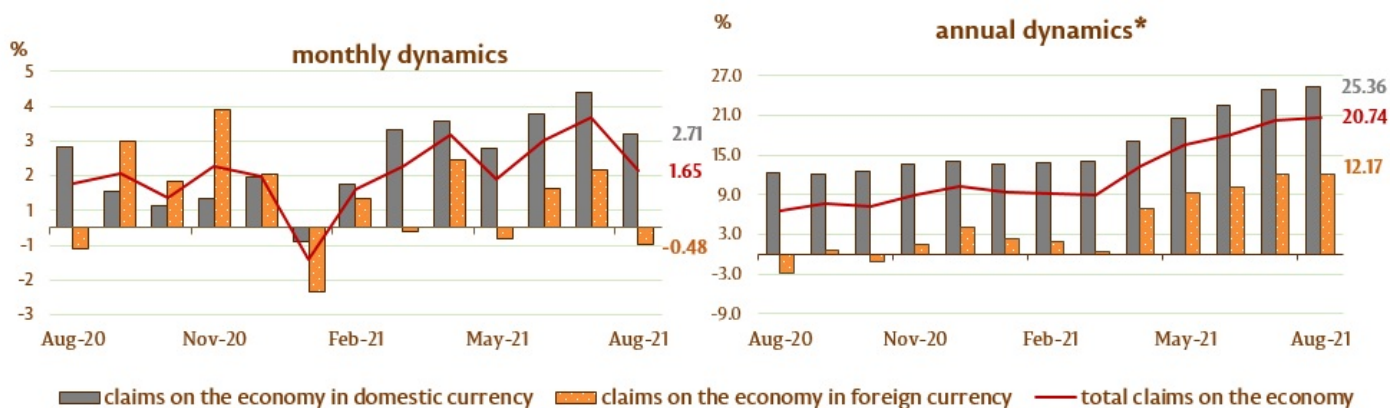
Balance of claims on the economy⁷ amounted to MDL 55,636.7 million and increased by MDL 902.4 million (1.7%) in the reporting month, as a result of the increase of claims on economy in the domestic currency by MDL 990.2 million (2.7%). At the same time claims on economy in foreign currency (expressed in MDL) decreased by MDL 87.8 million (0.5%) (chart 3).

It should be noted, that claims on the economy in foreign currency, expressed in USD, increased during the reference period by USD 7.9 million (0.8%).

The increase in the balance of claims on the economy in the domestic currency was determined by the increase of claims on other resident sectors (including individuals) by MDL 782.4 million (3.8%), the balance of claims on the non-financial commercial companies, which majority ownership is private by MDL 130.4 million (0.9%), the balance of claims on the non-banking financial sector by MDL 82.7 million (9.6%), while the balance of claims on the sector of non-financial commercial companies, which majority ownership is public decreased by MDL 5.3 million (1.0%).

Chart 3.

Dynamics of claims on economy



in domestic currency		The modification compared to	in foreign currency	
previous month	same period, 2020		previous month	same period, 2020
+2.71	+25.36	Total	-0.48	+12.17
+9.61	+65.79	Non-banking financial sector	-1.82	-0.85
-0.98	-34.97	Non-financial companies' sector, which majority ownership is public	-23.21	-60.70
+0.91	+16.37	Non-financial companies' sector, which majority ownership is private	-0.31	+13.46
+3.75	+33.87	Other resident sectors	-1.89	+9.29
+3.77	+30.82	Consumer loans	-2.11	+41.72
+4.12	+40.40	Real estate loans	-2.57	+8.81

* change from the similar period of the previous year.

The decrease in the balance of claims on the economy in foreign currency (expressed in MDL) was determined by the decrease in the balance of claims on the non-financial companies, which majority ownership is private by MDL 51.5 million (0.3%), the balance of claims on the non-banking financial sector by MDL 15.2 million (1.8%), the balance of claims on the non-financial companies which majority ownership is public by MDL 11.2 million (23.2%) and the balance of claims on other resident sectors (including individuals) by MDL 9.9 million (1.9%).

1. The broad monetary base includes money put into circulation by the National Bank of Moldova (except cash in the vault of the National Bank of Moldova), bank reserves in lei (held in the corresponding accounts with the National Bank of Moldova), required foreign currency reserves, deposits "Overnight" of banks and sight deposits of other organizations at the National Bank of Moldova.
2. Currency in circulation M0 represents cash issued by the National Bank of Moldova, except for cash in banks and NBM vault.
3. M1 money supply includes currency in circulation (M0) and resident's domestic currency sight deposits.
4. Money supply M2 includes money aggregate (M1), term deposits in Moldovan lei of residents and money market instruments.
5. M3 money supply includes M2 money supply and foreign currency deposits denominated in Moldovan lei.
6. Deposits are structured by institutional sectors, in accordance with the Instruction on how to complete by the licensed banks the Report on monetary statistics (Official Monitor of the Republic of Moldova no. 206-215 of January 2, 2011). Other resident sectors include sectors of the household (individuals, working individuals) and non-profit institutions serving households.
7. According to the IMF methodology, from the total claims on the economy (including the data from banks in the process of liquidation) are excluded loans to non-residents, interbank loans and loans to the Government of the Republic of Moldova.

See also

Tags

M0 ^[1]

M1 ^[2]

M2 ^[3]

M3 ^[4]

money supply ^[5]

monetary aggregates ^[6]

monetary indicators ^[7]

Source URL:

<http://bnm.md/en/content/evolution-monetary-indicators-august-2021>

Related links:

[1] [http://bnm.md/en/search?hashtags\[0\]=M0](http://bnm.md/en/search?hashtags[0]=M0) [2] [http://bnm.md/en/search?hashtags\[0\]=M1](http://bnm.md/en/search?hashtags[0]=M1) [3] [http://bnm.md/en/search?hashtags\[0\]=M2](http://bnm.md/en/search?hashtags[0]=M2) [4] [http://bnm.md/en/search?hashtags\[0\]=M3](http://bnm.md/en/search?hashtags[0]=M3) [5] [http://bnm.md/en/search?hashtags\[0\]=money supply](http://bnm.md/en/search?hashtags[0]=money%20supply) [6] [http://bnm.md/en/search?hashtags\[0\]=monetary aggregates](http://bnm.md/en/search?hashtags[0]=monetary%20aggregates) [7] [http://bnm.md/en/search?hashtags\[0\]=monetary indicators](http://bnm.md/en/search?hashtags[0]=monetary%20indicators)