

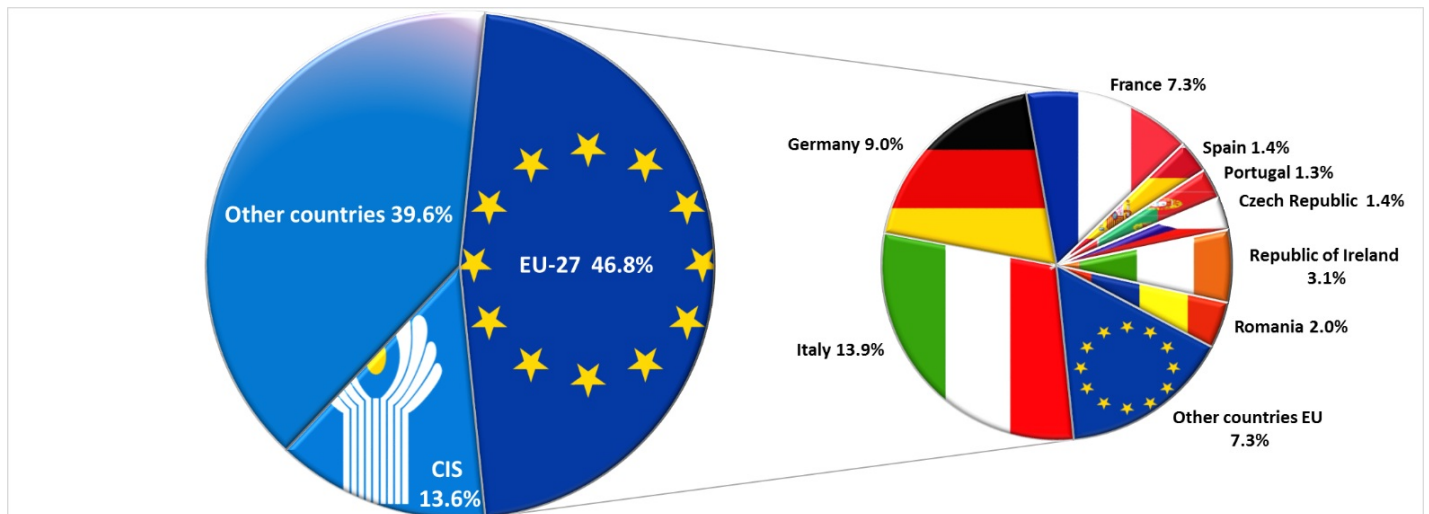
22.01.2021

Graphical analysis of money transfers from abroad in favour of individuals, December 2020

In December 2020, the total amount of net money transfers from abroad made in favour of individuals via licensed banks of the Republic of Moldova amounted to US\$ 147.84 million (increasing by 36.9% as against December 2019).

Chart no. 1

Structure of net transfers of funds from abroad in favour of individuals by geographic areas December 2020 (%)



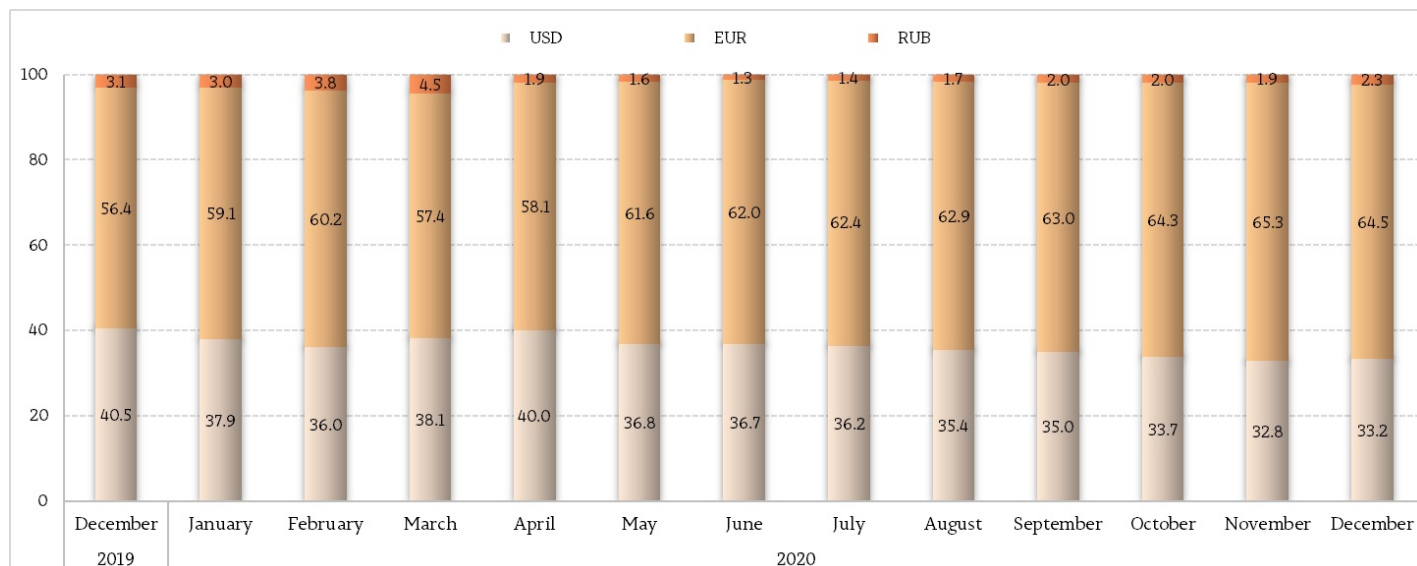
According to geographical provenance, the transfers in favour of individual are coming from the following three areas: the EU-27 (46.8 percent), CIS (13.6 percent) and the rest of the world (39.6 percent).

The transfers from the EU to individuals amounted to USD 69.23 million in December 2020, increasing by 38.5 percent compared to December 2019. This indicator is affected by Brexit, as the result of the United Kingdom's exit from the EU, the volume of EU transfers was lower by USD 14.17 million in December 2020. Thus, there is registered an increase of 65.3 percent compared with the volume of transfers from the EU in December 2019 and excluding those from the United Kingdom. At the same time, the Brexit led to increase the share of transfers from other states by 7.2 percentage points.

As regards the distribution by countries of money transfers from abroad in favour of individuals, it should be mentioned the transfers from Israel with a share of 17.4 percent (USD 25.67 million) of total transfers increasing by 23.8 percent as compared to December 2019, from Italy with a share of 13.9 percent (USD 20.48 million), from Russian Federation with a share of 12.5 percent (USD 18.52 million) of the total transfers decreasing by 15.6 percent as compared to December 2019, from the United Kingdom and Nord Ireland with a share of 9.6 percent (USD 14.17 million), from Germany with a share of 9.0 percent (USD 13.32 million), USA - 8.0 percent (USD 11.88 million), France - 7.3 percent (USD 10.84 million), Republic of Ireland - 3.1 percent (USD 4.63 million), Romania - 2.0 percent (USD 2.97 million), Czech Republic - 1.4 percent (USD 2.12 million), Spain - 1.4 percent (USD 2.09 million), Portugal - 1.3 percent (USD 1.93 million), Poland - 1.1 percent (USD 1.57 million), Turkey - 0.9 percent (USD 1.28 million), Other countries - 11.1 percent (USD 16.37 million).

Chart no. 2

Currency structure of money transfers from abroad via money transfers systems in favour of individuals (%) December 2020

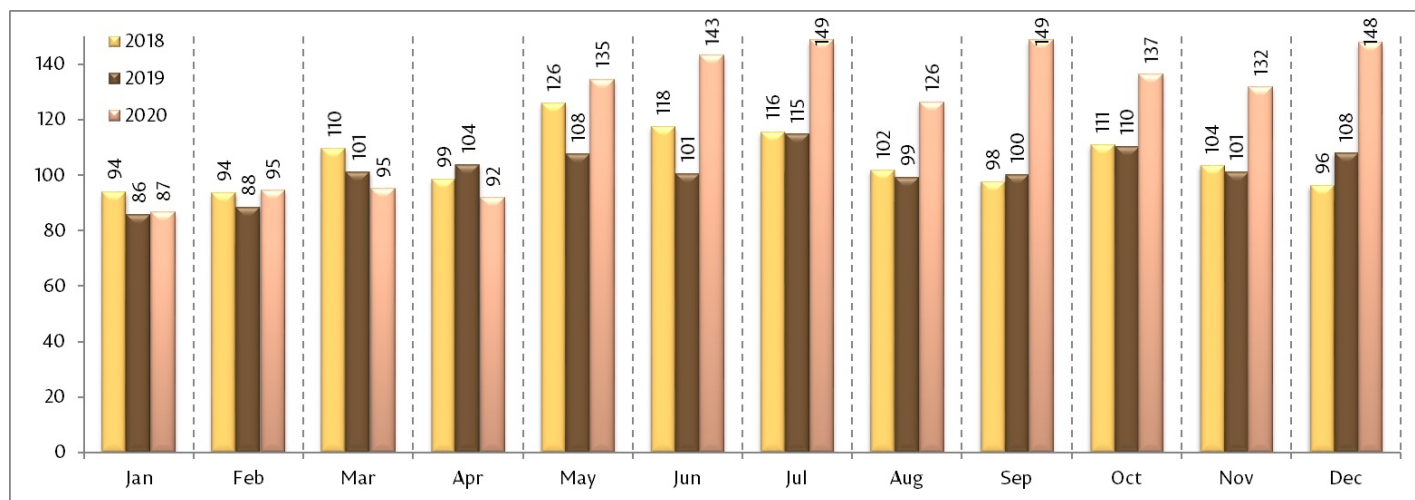


In the currency structure of transfers from abroad via money transfers systems in favour of individuals, transfers made in EUR - 64.5% (up by 8.1 p.p compared to December 2019), followed by transfers in USD dollars - 33.2% (down by 7.3 p.p) and those in RUB - 2.3% (down by 0.8 p.p).

During January – December 2020, the volume of total banking transfers from abroad in favour of individuals of the Republic of Moldova was USD 1486,74 million, by 21.6 percent more than the same period last year (USD 1222.89 million).

Chart no. 3

Money transfers from abroad made in favour of individuals, in monthly dynamics, 2018 – December 2020 (US\$ million.)



In December 2020, compared with the same period of the previous year, the currencies exchange rate fluctuations against the U.S. dollar contributed with 10.5 percentage points to the increase in transfers from abroad in favour of individuals, while the actual increase in transfers was 26.4 percent (eliminating the exchange rate effect by recalculating the amounts at the exchange rate for the respective period of the previous year).

Chart no. 4

The evolution of USD/EUR and USD/RUB exchange rate impact on transfers in December 2020 years (US\$ mil.)

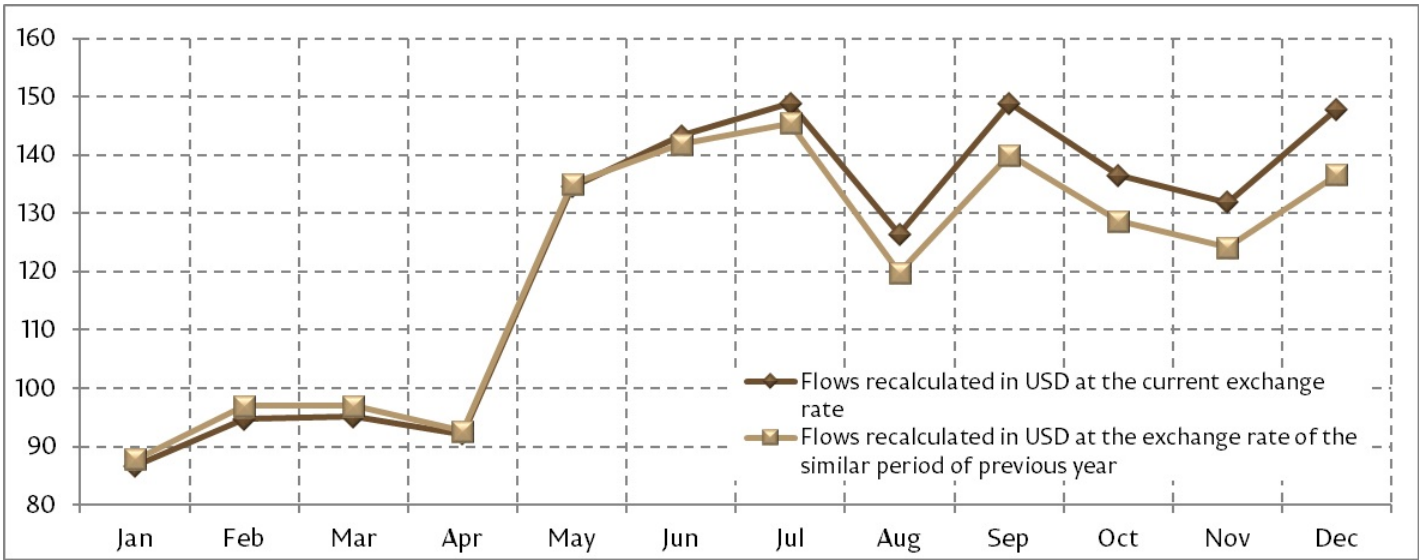


Chart no. 5

The evolution of USD/EUR and USD/RUB exchange rate impact on transfers in 2019 years (US\$ mil.)

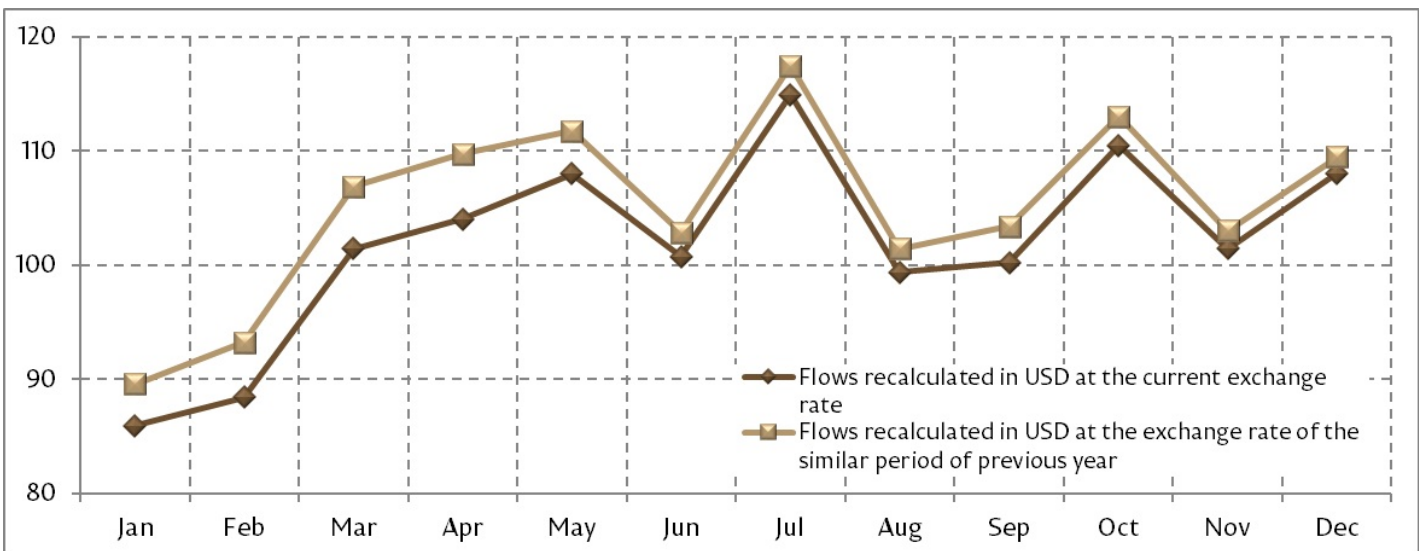
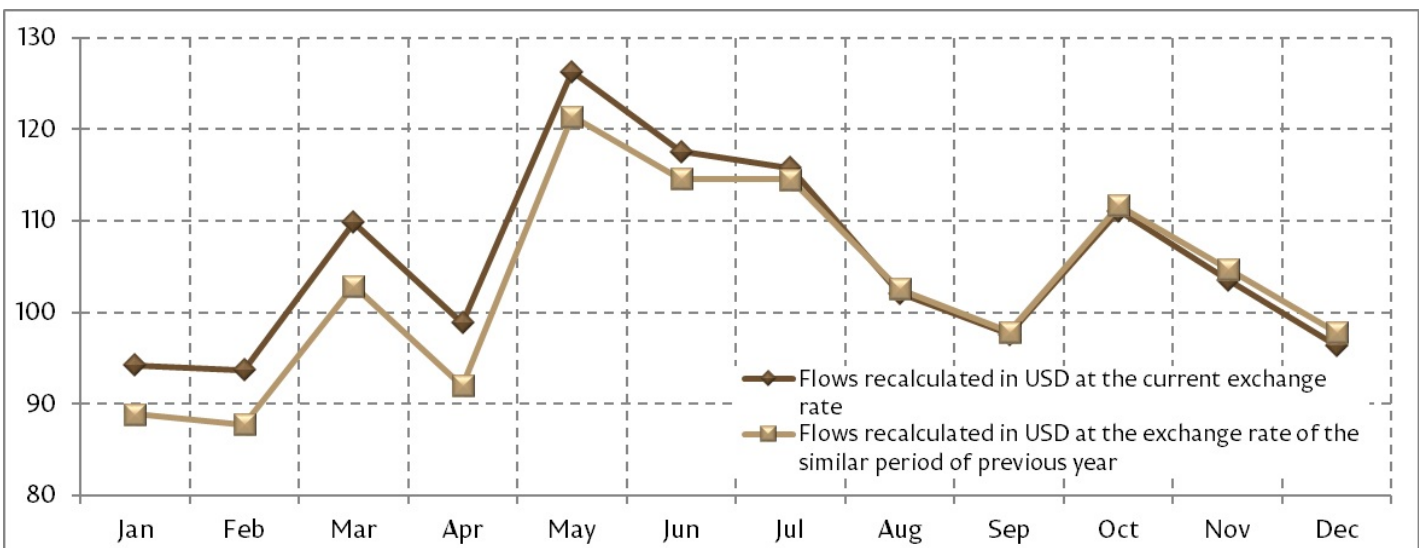


Chart no. 6

The evolution of USD/EUR and USD/RUB exchange rate impact on transfers in 2018 years (US\$ mil.)



NOTE:

The National Bank of Moldova notes that money transfers from abroad in favour of individuals via banks do not consist solely of remittances of Moldovan citizens working abroad, but also include unilateral transfers such as:

1. local transfers, including salary transfers in favour of resident individuals from non-residents representatives (representative offices of international financial institutions, international organisations, and representations of foreign economic agents) in the Republic of Moldova (1.2 percent of total transfers);
2. transfers in favour of non-residents who are temporarily in the Republic of Moldova (0.2 percent of total transfers via MTS);
3. pensions (social and maintenance) and benefits (1.1 percent of total transfers).

Money transfers from abroad in favour of individuals through Moldovan banks also include transfers of individuals made via postal offices of the State Enterprise "Poșta Moldovei" (settled through banks), both via MTS and money orders.

Note that this indicator does not include:

- a) international transfers to individuals made via SWIFT payment system with an investment purpose (with significant values), which amounted in the December 2020 to USD 2.94 million;
- b) international transfers via SWIFT payment system to non-resident individuals, clients of licensed Moldovan banks;
- c) transfers made via so-called banks in the Transnistrian region of the Republic of Moldova.

Statistical series on money transfers from abroad made in favour of individuals via banks and SE "Poșta Moldovei", as well as their currency structure, can be found on the official website of the National Bank of Moldova at:

- [Money transfers in favour of individuals, net basis](#) ^[1]
- [Money transfers in favour of individuals, gross basis](#) ^[2]
- [Seasonally adjusted statistical series of money transfers from abroad](#) ^[3]

Publication of data is only allowed if a reference to this page is provided.

See also

Tags

[the volume of transfers](#) ^[4]

[transfers](#) ^[5]

[transfers structure](#) ^[6]

[transfers Russia](#) ^[7]

[European Union](#) ^[8]

[EU](#) ^[9]

[transfers origins](#) ^[10]

Source URL:

<http://bnm.md/en/content/graphical-analysis-money-transfers-abroad-favour-individuals-december-2020>

Related links:

[1] <http://bnm.md/bdi/pages/reports/dbp/DBP4.xhtml?id=0&lang=en> [2]

<http://bnm.md/bdi/pages/reports/dbp/DBP14.xhtml?id=0&lang=en> [3]

<http://bnm.md/bdi/pages/reports/dbp/DBP7.xhtml?id=0&lang=en> [4] [http://bnm.md/en/search?hashtags\[0\]=the volume of transfers](http://bnm.md/en/search?hashtags[0]=the%20volume%20of%20transfers) [5] [http://bnm.md/en/search?hashtags\[0\]=transfers](http://bnm.md/en/search?hashtags[0]=transfers) [6] [http://bnm.md/en/search?hashtags\[0\]=transfers structure](http://bnm.md/en/search?hashtags[0]=transfers%20structure) [7] [http://bnm.md/en/search?hashtags\[0\]=transfers Russia](http://bnm.md/en/search?hashtags[0]=transfers%20Russia) [8] [http://bnm.md/en/search?hashtags\[0\]=European Uniuon](http://bnm.md/en/search?hashtags[0]=European%20Uniuon) [9] [http://bnm.md/en/search?hashtags\[0\]=EU](http://bnm.md/en/search?hashtags[0]=EU) [10] [http://bnm.md/en/search?hashtags\[0\]=transfers origins](http://bnm.md/en/search?hashtags[0]=transfers%20origins)