

20.11.2017

Credits and deposits market in October 2017

In October 2017, weighted average interest rate **Data included in this communiqué are reflected in accordance with the Instruction on reporting the interest rates applied by banks of the Republic of Moldova, approved by the Decision of the Executive Board of the NBM no.331 of 01 December 2016, Official Monitor of the Republic of Moldova no.441-451 of 16.12.2016** ^[1] on new loans extended in domestic currency recorded 10.00 percent, having decreased by 3.04 percentage points compared to the same period of the previous year (Chart 1). At the same time, it increased by 0.11 percentage points compared to the previous month.

Loans with maturity ranging from 2 to 5 years recorded highest demand. In October 2017, their share accounted for 46.29 percent of total domestic currency loans (Chart 2), which were extended at an average rate of 9.85 percent (rising by 0.37 percentage points compared to the previous month).

Chart no. 1. Interest rate on new granted loans(% per annum)

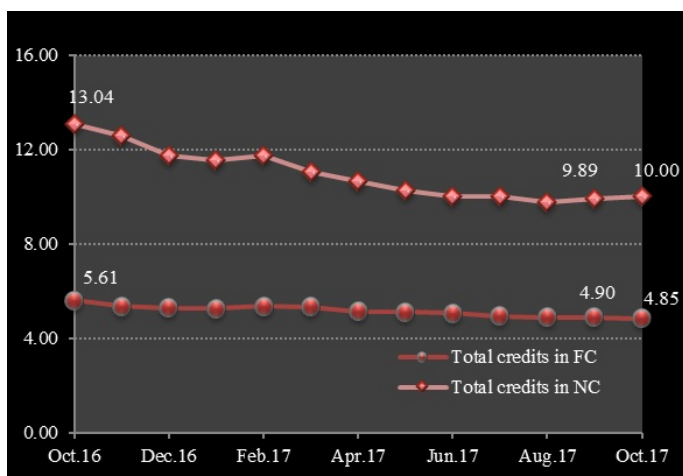
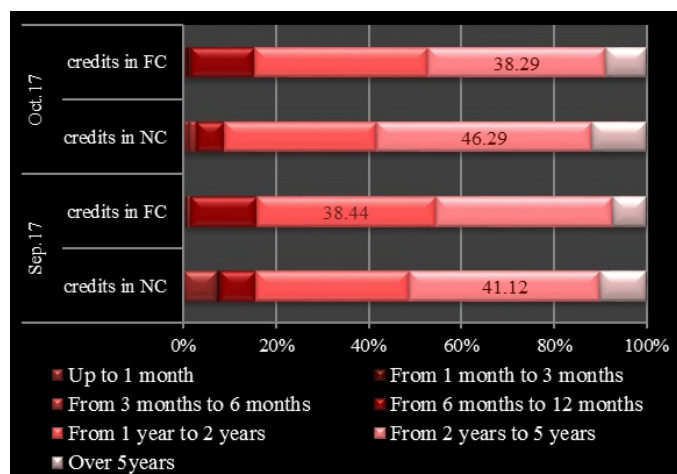


Chart no. 2. Loans structure, by maturity (%)



Legal entities' domestic currency loans held the largest share of 65.49 percent of total new loans extended, having an average rate of 9.88 percent. At the same time, domestic currency loans were extended to individuals **Including individuals performing an activity** at an average rate of 10.22 percent (Chart 3)..

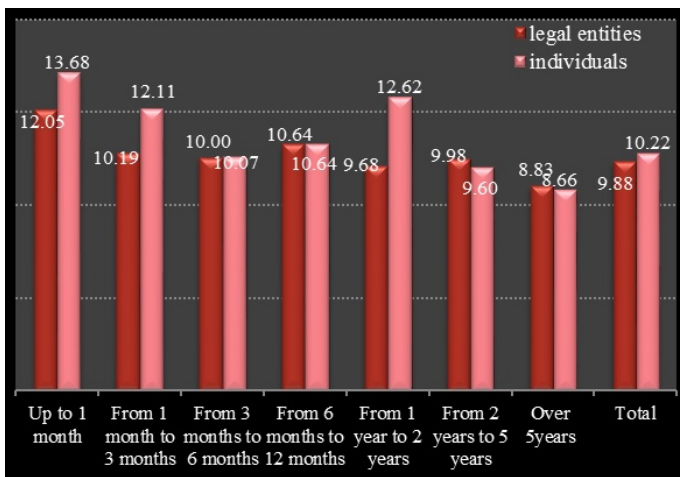
Weighted average interest rate on new loans extended in foreign currency recorded the level of 4.85 percent, having decreased by 0.78 percentage points compared to October 2016. As compared to the previous month, the average interest rate decreased by 0.05 percentage points. In the reporting month, new foreign currency loans were mainly represented by legal entities' loans, extended at an average rate of 4.84 percent, accounting for 99.60 percent of total foreign currency loans (Chart 4).

The highest demand was recorded for foreign currency loans with maturity ranging from 1 to 5 years (38.29 percent of total foreign currency loans), which were extended at an average interest rate of 4.93 percent..

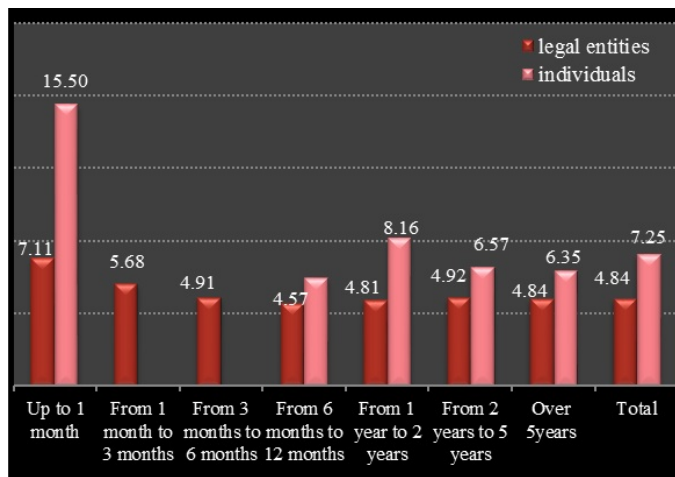
Chart no. 3. Interest rates on loans granted in national

Chart. 4. Interest rates on loans granted in foreign

currency, by contractual maturities (% per annum)



currency, by contractual maturities (% per annum)



In October 2017, average interest rate on domestic currency term deposits was 5.72 percent, having decreased by 1.52 percentage points compared to October 2016 (Chart 5). As compared to September 2017, the average interest rate on domestic currency term deposits decreased by 0.10 percentage points.

Term deposits with maturity ranging from 6 to 12 months were attracted at an average interest rate of 5.93 percent and held the largest share in total domestic currency term deposits, 46.18 percent (Chart 6).

Chart no. 5. Interest rates on new term deposits by banking system (% per annum)

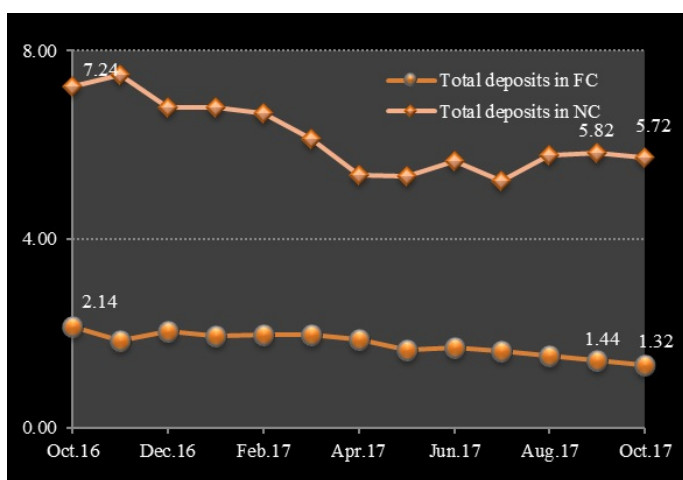
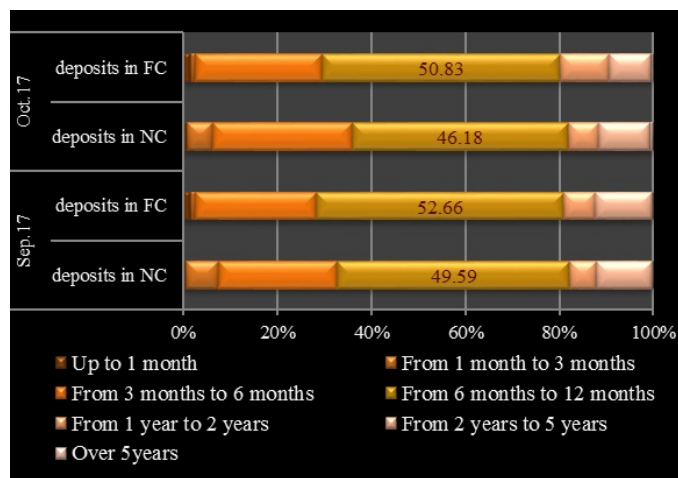


Chart no. 6. Deposits structure, by maturity (%)



The share of individuals' domestic currency term deposits totaled 85.92 percent in total domestic currency term deposits, having recorded a decrease of 0.83 percentage points compared to the previous month. The average interest rate on these deposits recorded 5.78 percent (Chart 7). The average rate on legal entities' deposits was 5.35 percent, recording a decrease of 0.27 percentage points compared to the previous month.

Weighted average interest rate on foreign currency term deposits recorded 1.32 percent, having decreased by 0.82 percentage points compared to October 2016 and by 0.12 percentage points compared to September 2017. Term deposits with maturity ranging from 6 to 12 months held the largest share (50.83 percent) in total foreign currency term deposits, being attracted at an average interest rate of 1.27 percent, lower by 0.14 percentage points compared to the previous month (Chart 8).

Chart no.7 Interest rates on term deposits attracted in national currency, by contractual maturities (% per annum)

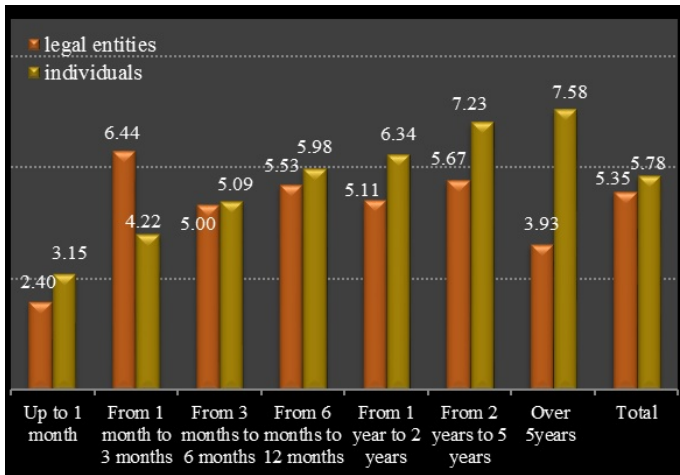
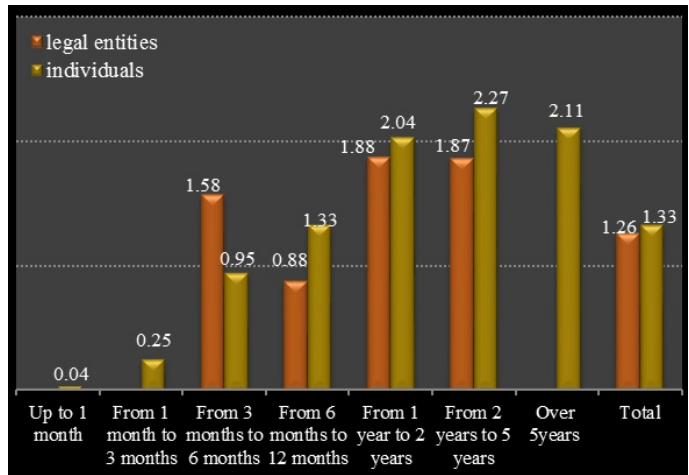


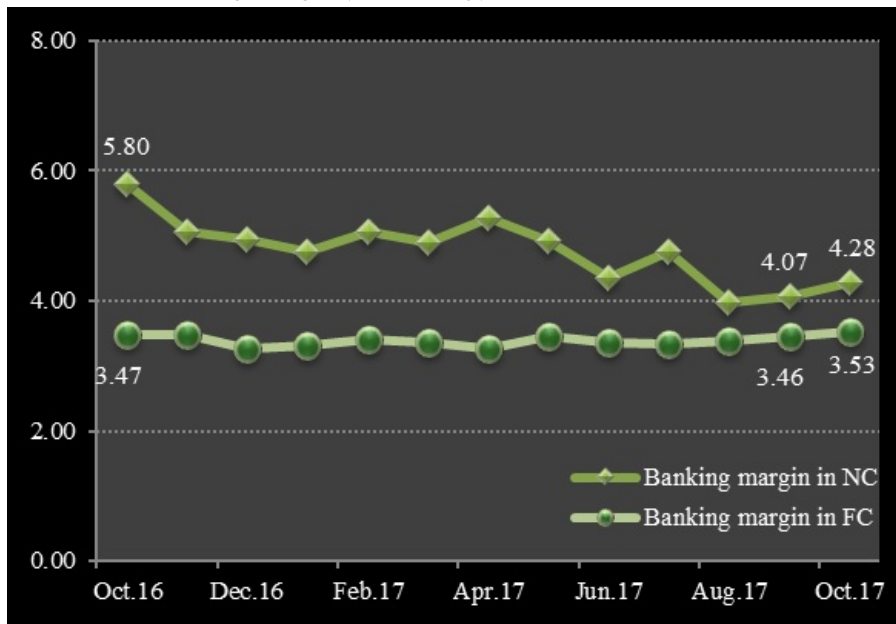
Chart no. 8. Interest rates on term deposits attracted in foreign currency, by contractual maturities (% per annum)



Banking margin on domestic currency operations amounted to 4.28 percentage points, having increased by 0.21 percentage points compared to the previous month (Chart 9).

Banking margin on foreign currency operations amounted to 3.53 percentage points, having increased by 0.07 percentage points compared to September 2017.

Chart no. 9. Banking margin (% annually)



[Statistics](#) [2]

[Vezi și](#)

[Tag-uri](#)
[deposits](#) [3]

[credits](#) [4]

[average interest rate](#) [5]

[credits market](#) [6]

[deposits market](#) ^[7]

[interest rate](#) ^[8]

Sursa URL:

<http://bnm.md/ro/node/56154>

Legături conexe:

[1] <http://bnm.md/ro/content/instructiune-cu-privire-la-modul-de-intocmire-si-prezentare-rapoartelor-privind-ratele> [2] <http://bnm.md/bdi/pages/reports/dpmc/DPMC4.xhtml?id=0&lang=en> [3] [http://bnm.md/ro/search?hashtags\[0\]=deposits](http://bnm.md/ro/search?hashtags[0]=deposits) [4] [http://bnm.md/ro/search?hashtags\[0\]=credits](http://bnm.md/ro/search?hashtags[0]=credits) [5] [http://bnm.md/ro/search?hashtags\[0\]=average](http://bnm.md/ro/search?hashtags[0]=average) [6] [http://bnm.md/ro/search?hashtags\[0\]=interest](http://bnm.md/ro/search?hashtags[0]=interest) [7] [http://bnm.md/ro/search?hashtags\[0\]=deposits](http://bnm.md/ro/search?hashtags[0]=deposits) [8] [http://bnm.md/ro/search?hashtags\[0\]=interest](http://bnm.md/ro/search?hashtags[0]=interest)