

20.08.2021

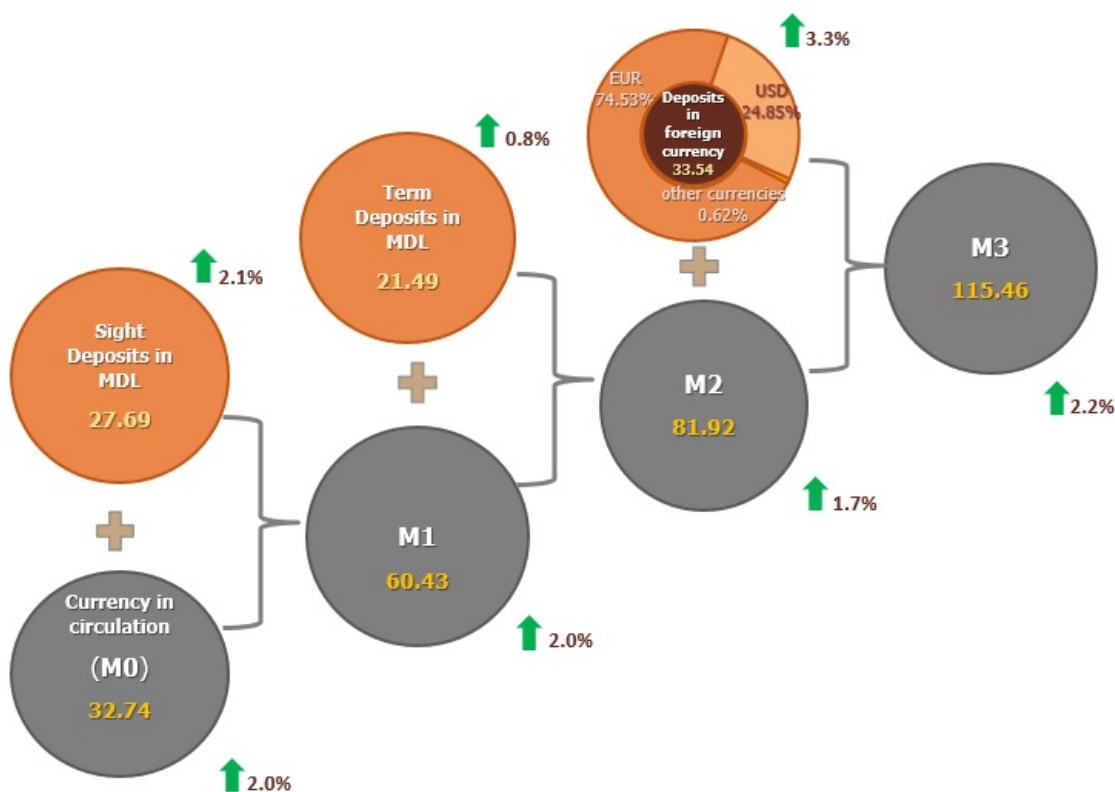
## The evolution of monetary indicators in July 2021

In July 2021, the **monetary base**<sup>1</sup> increased by MDL 1,103.4 million (2.0%) compared to the previous month and amounted to MDL 56,916.9 million, being 20.7 percent higher than in July 2020.

**Money supply M0**<sup>2</sup> (currency in circulation) increased by MDL 645.4 million or by 2.0 percent compared to June 2021 and amounted MDL 32,744.1 million, by 28.8 percent more than in July 2020 (chart 1).

Chart 1.

**The evolution of the money supply in July 2021 compared to the previous month, billion MDL**



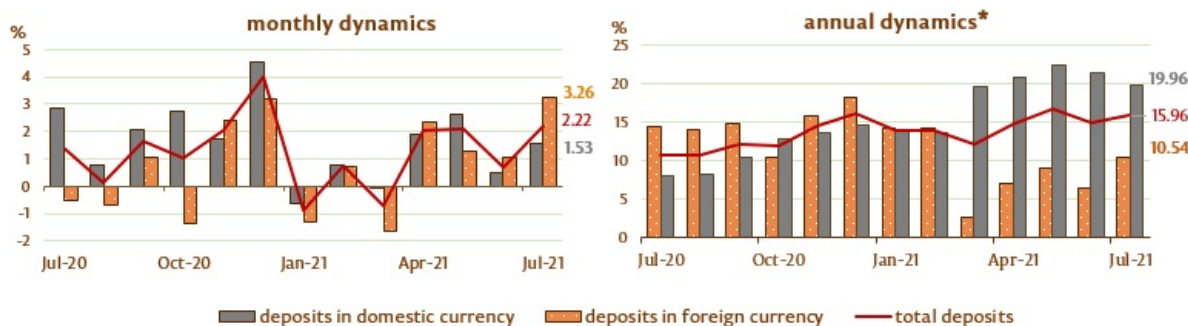
**Money supply M1**<sup>3</sup> increased by MDL 1,207.4 million or by 2.0 % compared to June 2021, being 30.0 % higher than in the similar period of the previous year.

**Money supply M2**<sup>4</sup> increased by MDL 1,387.1 million or by 1.7% compared to June 2021 and amounted to MDL 81,923.4 million, by 23.4% more than in the similar period of the previous year.

**Money supply M3**<sup>5</sup> increased by MDL 2,445.4 million (2.2%), being 19.3 percent higher than in July 2020.

Chart 2.

**Dynamics of bank deposits**<sup>6</sup>, %



in domestic currency		The modification compared to	in foreign currency	
previous month	same period, 2020		previous month	same period, 2020
+1.53	+19.96	<b>Total</b>	+3.26	+10.54
-4.68	-12.27	<b>Non-banking financial sector</b>	+5.81	-5.88
+2.49	+3.88	<b>Non-financial companies' sector, which majority ownership is public</b>	+2.17	+65.20
+4.02	+36.83	<b>Non-financial companies' sector, which majority ownership is private</b>	+6.87	-0.55
+0.53	+15.14	<b>Other resident sectors</b>	+1.89	+14.36

\* change from the similar period of the previous year.

The balance of deposits in domestic currency increased by MDL 741.7 million compared to the previous month and amounted to MDL 49,179.3 million, representing a share of 59.5% of the total balance of deposits, that of foreign currency deposits (recalculated in MDL) increased by MDL 1,058.3 million, up to the level of MDL 33,533.4 million, having a share of 40.5% (chart 2).

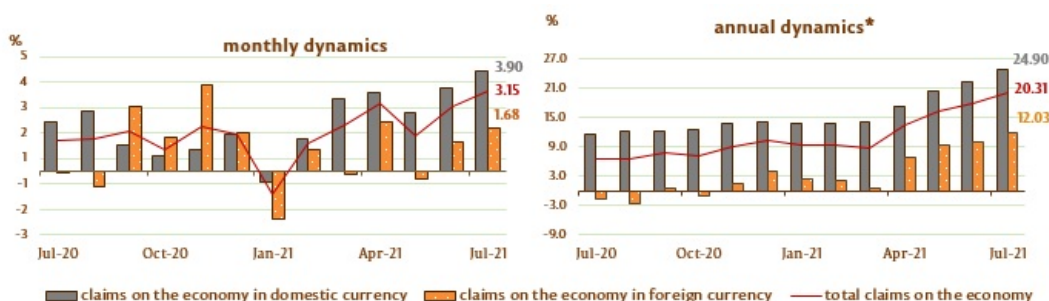
**Balance of claims on the economy<sup>7</sup>** amounted to MDL 54,734.3 million and increased by MDL 1,673.3 million (3.2%) in the reporting month, as a result of the increase of claims on economy in the domestic currency by MDL 1,372.3 million (3.9%) and those in foreign currency (expressed in MDL) by MDL 301.0 million (1.7%) (chart 3).

It should be noted, that claims on the economy in foreign currency, expressed in USD, increased during the reference period by USD 19.7 million (2.0%).

The increase in the balance of claims on the economy in the domestic currency was determined by the increase of claims on other resident sectors (including individuals) by MDL 809.2 million (4.0%), the balance of claims on the non-financial commercial companies, which majority ownership is private by MDL 514.6 million (3.7%), the balance of claims on the non-banking financial sector by MDL 63.9 million (8.0%), while the balance of claims on the sector of non-financial commercial companies, which majority ownership is public decreased by MDL 15.4 million (2.8%).

Chart 3.

### Dynamics of demand for the economy



in domestic currency		The modification compared to	in foreign currency	
previous month	same period, 2020		previous month	same period, 2020
+3.90	+24.90	<b>Total</b>	+1.68	+12.03
+8.03	+56.53	<b>Non-banking financial sector</b>	-0.40	-1.69
-2.79	-36.53	<b>Non-financial companies' sector, which majority ownership is public</b>	+6.41	-50.26
+3.74	+18.65	<b>Non-financial companies' sector, which majority ownership is private</b>	+1.87	+13.16
+4.04	+31.85	<b>Other resident sectors</b>	-1.35	+14.25
+4.46	+28.15	<b>Consumer loans</b>	-5.77	+51.38
+4.04	+38.83	<b>Real estate loans</b>	-1.29	+12.10

\* change from the similar period of the previous year.

The increase in the balance of claims on the economy in foreign currency (expressed in MDL) was determined by the increase in the balance of claims on the non-financial companies, which majority ownership is private by MDL 308.7 million (1.9%) and the balance of claims on the non-financial companies which majority ownership is public by MDL 2.9 million (6.4%). At the same time, the decrease in the balance of claims on other resident sectors (including individuals) by MDL 7.2 million (1.4%) and in the balance of claims on the non-banking financial sector by MDL 3.4 million (0.4%) decreased the above-mentioned indicator.

- 
1. The broad monetary base includes money put into circulation by the National Bank of Moldova (except cash in the vault of the National Bank of Moldova), bank reserves in lei (held in the corresponding accounts with the National Bank of Moldova), required foreign currency reserves, deposits "Overnight" of banks and sight deposits of other organizations at the National Bank of Moldova.
  2. Currency in circulation M0 represents cash issued by the National Bank of Moldova, except for cash in banks and NBM vault.
  3. M1 money supply includes currency in circulation (M0) and resident's domestic currency sight deposits.
  4. Money supply M2 includes money aggregate (M1), term deposits in Moldovan lei of residents and money market instruments.
  5. M3 money supply includes M2 money supply and foreign currency deposits denominated in Moldovan lei.
  6. Deposits are structured by institutional sectors, in accordance with the Instruction on how to complete by the licensed banks the Report on monetary statistics (Official Monitor of the Republic of Moldova no. 206-215 of January 2, 2011). Other resident sectors include sectors of the household (individuals, working individuals) and non-profit institutions serving households.
  7. According to the IMF methodology, from the total claims on the economy (including the data from banks in the process of liquidation) are excluded loans to non-residents, interbank loans and loans to the Government of the Republic of Moldova.

Vezi și

Tag-uri

[M0](#) <sup>[1]</sup>

[M1](#) <sup>[2]</sup>

[M2](#) <sup>[3]</sup>

[M3](#) <sup>[4]</sup>

[money supply](#) <sup>[5]</sup>

[monetary aggregates](#) <sup>[6]</sup>

[monetary indicators](#) <sup>[7]</sup>

---

**Sursa URL:**

<http://bnm.md/ro/node/62883>

**Legături conexe:**

[1] [http://bnm.md/ro/search?hashtags\[0\]=M0](http://bnm.md/ro/search?hashtags[0]=M0) [2] [http://bnm.md/ro/search?hashtags\[0\]=M1](http://bnm.md/ro/search?hashtags[0]=M1) [3] [http://bnm.md/ro/search?hashtags\[0\]=M2](http://bnm.md/ro/search?hashtags[0]=M2) [4] [http://bnm.md/ro/search?hashtags\[0\]=M3](http://bnm.md/ro/search?hashtags[0]=M3) [5] [http://bnm.md/ro/search?hashtags\[0\]=money supply](http://bnm.md/ro/search?hashtags[0]=money supply) [6] [http://bnm.md/ro/search?hashtags\[0\]=monetary aggregates](http://bnm.md/ro/search?hashtags[0]=monetary aggregates) [7] [http://bnm.md/ro/search?hashtags\[0\]=monetary](http://bnm.md/ro/search?hashtags[0]=monetary)

indicators