

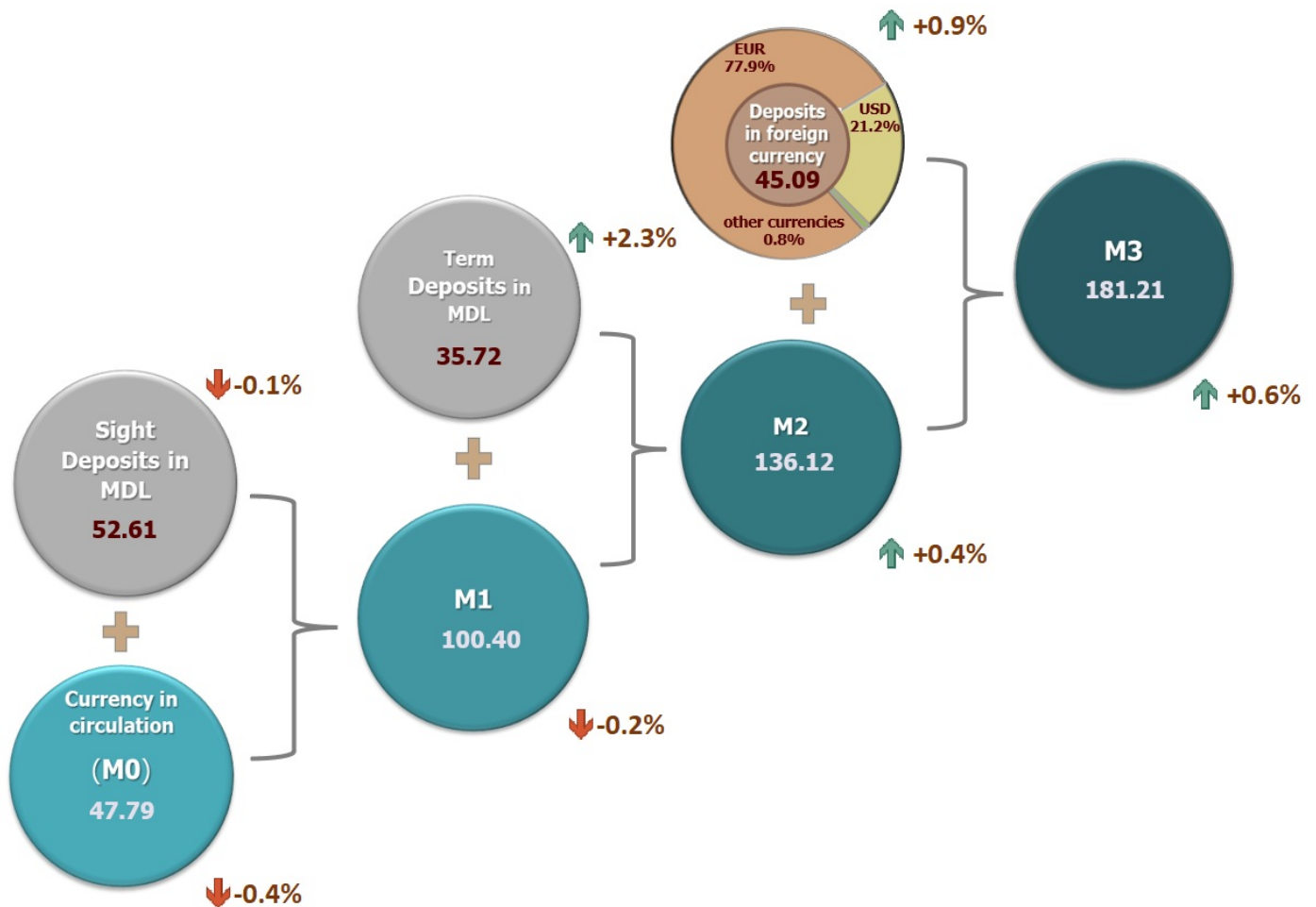
20.10.2025

Evolution of monetary indicators in September 2025

In September 2025 the monetary base¹ amounted to MDL 83,394.3 million, remaining practically at a level similar to that of August 2025 and decreasing by +0.7% compared to the same period of the previous year.

Money supply M0² (currency in circulation) amounted to MDL 47,792.3 million (Chart 1), decreasing by 0.4% compared to August 2025 and increasing by 12.2% compared to the same period of the previous year.

Chart 1. Evolution of money supply in September 2025 compared to the previous month, MDL³ billion

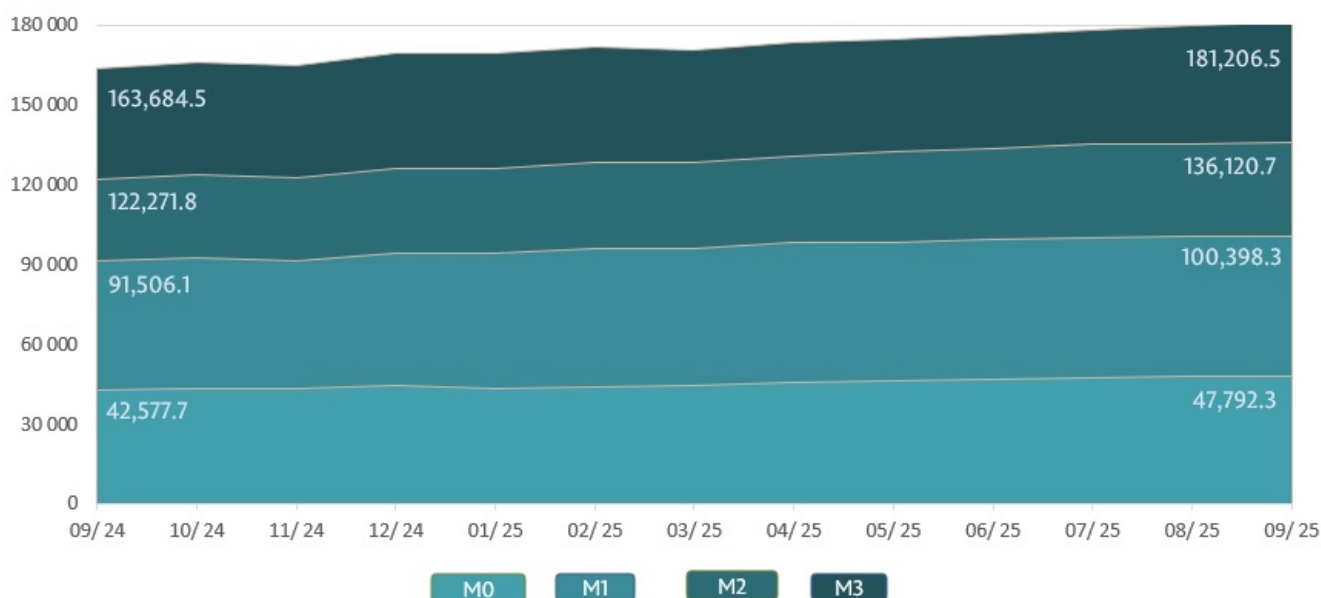


[1]

Money supply M1⁴ amounted to MDL 100,398.3 million, decreasing by 0.2% compared to August 2025 and increasing by 9.7% compared to the same period of the previous year.

Money supply M2⁵ amounted to MDL 136,120.7 million, increasing by 0.4% compared to August 2025 and by 11.3% compared to the same period of the previous year (Chart 2).

Chart 2. Monthly dynamics of monetary aggregates, MDL million

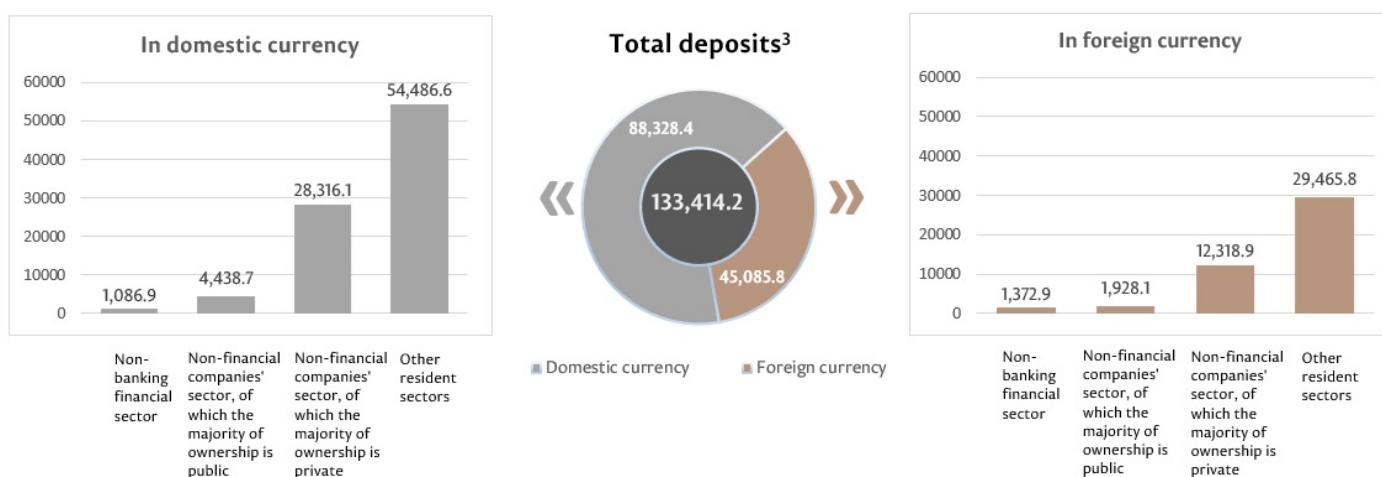


[2]

Money supply M3⁶ amounted to MDL 181,206.5 million, increasing by 0.6% compared to August 2025 and by 10.7% compared to the same period of the previous year.

The balance of deposits in domestic currency amounted to MDL 88,328.4 million, increasing by MDL 779.0 million compared to the previous month, representing a share of 66.2% of the total balance of deposits. At the same time, the balance of deposits in foreign currency (recalculated in MDL) amounted to MDL 45,085.8 million, increasing by MDL 401.9 million compared to the previous month, representing 33.8% of the total balance of deposits (Chart 3).

Chart 3. Bank deposits in September 2025⁷, MDL million

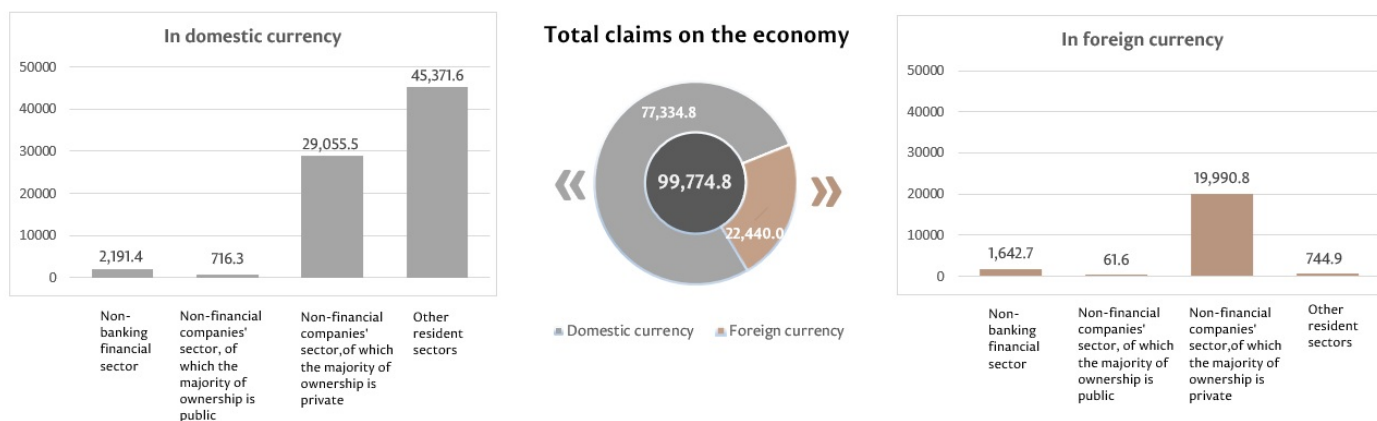


[3]

The balance of claims on the economy⁸ (Chart 4) amounted to MDL 99,774.8 million, increasing by MDL 2,022.3 million (+2.1%) compared to August 2025, as a result of the increase in both the claims on the economy in domestic currency by MDL 1,496.7 million (+2.0%) and claims on the economy in foreign currency (expressed in MDL) by MDL 525.5 million (+2.4%).

It should be noted that the balance of claims on the economy in foreign currency, expressed in EUR⁹, amounted to EUR 1,144.4 million in September, increasing by EUR 15.8 million (+1.4%) compared to August 2025.

Chart 4. Claims on the economy in September 2025¹⁰, MDL million



[4]

1. Broad monetary base includes money issued into circulation by the National Bank of Moldova (excluding cash in its own vault), bank reserves in domestic currency (held in correspondent accounts at the National Bank of Moldova), required reserves in foreign currency, banks' overnight deposits and sight deposits of other organizations at the National Bank of Moldova.

2. Currency in circulation M0 represents cash issued by the National Bank of Moldova, excluding cash held in the banks' vaults and the NBM vault.

3. Aggregate data may not match the sum of components due to mathematical rounding.

4. Money supply M1 includes currency in circulation M0 and residents' sight deposits in domestic currency.

5. Money supply M2 includes money aggregate M1, residents' term deposits in domestic currency and money market instruments.

6. Money supply M3 includes money supply M2 and residents' foreign currency deposits converted into MDL.

7. Deposits are broken down by institutional sectors in accordance with the Instruction on the procedure for compiling by licensed banks a monetary statistics report (Official Monitor of the Republic of Moldova No 206-215 of 2 January 2011). Other resident sectors include households (individuals, individuals performing an activity) and non-profit institutions serving households.

8. According to the IMF methodology, loans to non-residents, interbank loans, and loans to the Government of the Republic of Moldova are excluded from the total claims on the economy (including data from banks under liquidation).

9. Recalculation was performed using the official NBM exchange rate at the end of period.

10. Claims on national economy represent the claims of the banking system of the Republic of Moldova (including banks in the process of liquidation), in domestic and in foreign currencies, on the non-banking financial sector, non-financial commercial companies, as well as on other resident sectors. This indicator includes loans and borrowings (including amounts in arrears), debt securities, shares and other claims.

[money supply](#) ^[5]

[monetary aggregates](#) ^[6]

[statistics](#) ^[7]

[M0](#) ^[8]

[M1](#) ^[9]

[M2](#) ^[10]

[M3](#) ^[11]

Sursa URL:

<http://bnm.md/ro/node/69428>

Legături conexe:

[1] http://bnm.md/files/Monetari_ro_Grafic-1_2025-09_1.png [2] http://bnm.md/files/Monetari_ro_Grafic-2_2025-09_1.png
[3] http://bnm.md/files/Monetari_ro_Grafic-3_2025-09_1.png [4] http://bnm.md/files/Monetari_ro_Grafic-4_2025-09_1.png
[5] [http://bnm.md/ro/search?hashtags\[0\]=money supply](http://bnm.md/ro/search?hashtags[0]=money%20supply) [6] [http://bnm.md/ro/search?hashtags\[0\]=monetary aggregates](http://bnm.md/ro/search?hashtags[0]=monetary%20aggregates) [7]
[http://bnm.md/ro/search?hashtags\[0\]=statistics](http://bnm.md/ro/search?hashtags[0]=statistics) [8] [http://bnm.md/ro/search?hashtags\[0\]=M0](http://bnm.md/ro/search?hashtags[0]=M0) [9]
[http://bnm.md/ro/search?hashtags\[0\]=M1](http://bnm.md/ro/search?hashtags[0]=M1) [10] [http://bnm.md/ro/search?hashtags\[0\]=M2](http://bnm.md/ro/search?hashtags[0]=M2) [11] [http://bnm.md/ro/search?hashtags\[0\]=M3](http://bnm.md/ro/search?hashtags[0]=M3)