

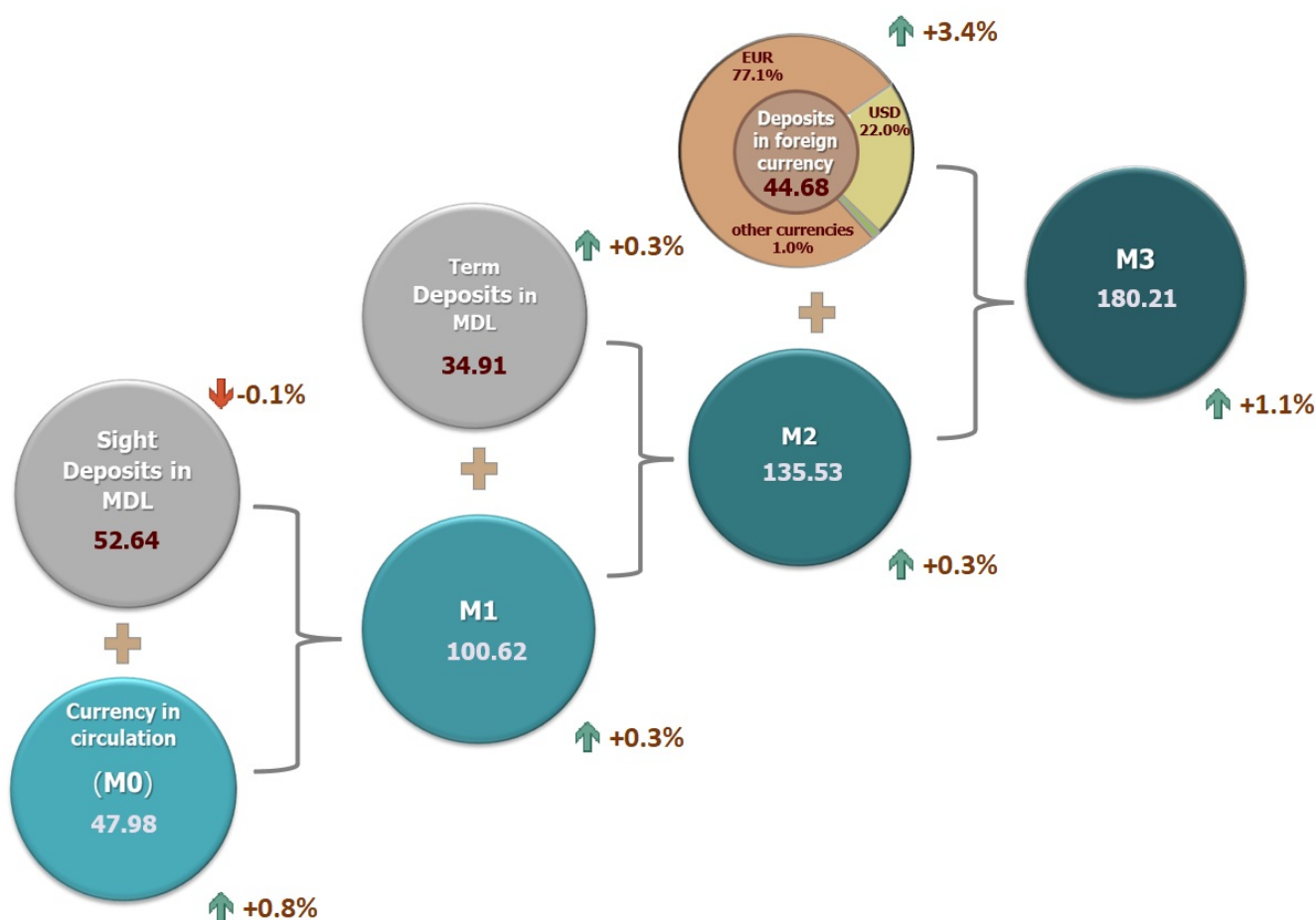
29.09.2025

Evolution of monetary indicators in August 2025

In August 2025 the monetary base¹ amounted to MDL 83,389.8 million, increasing by MDL 1,626.5 million (+2.0%) compared to July 2025, and was at a level similar to that of the corresponding period of the previous year.

Money supply M0² (currency in circulation) amounted to MDL 47,975.8 million (Chart 1), increasing by 0.8% compared to July 2025 and by 13.3% compared to the same period of the previous year.

Chart 1. Evolution of money supply in August 2025 compared to the previous month, MDL³ billion

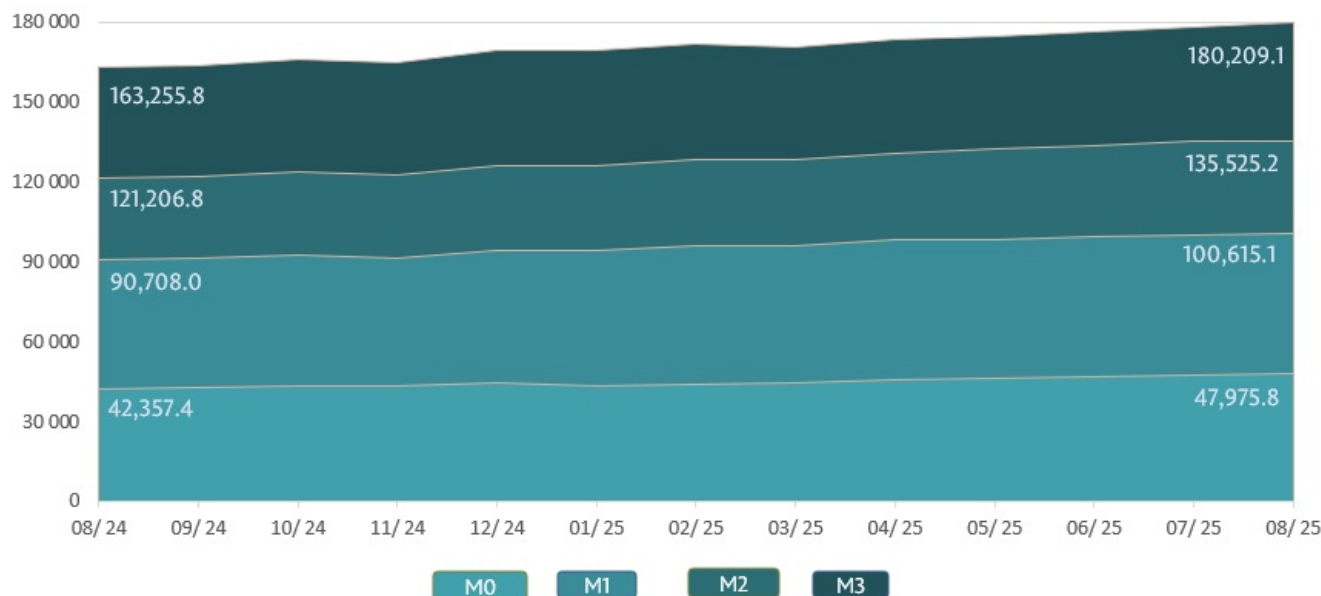


[1]

Money supply M1⁴ amounted to MDL 100,615.1 million, increasing by 0.3% compared to July 2025 and by 10.9% compared to the same period of the previous year.

Money supply M2⁵ amounted to MDL 135,525.2 million, increasing by 0.3% compared to July 2025 and by 11.8% compared to the same period of the previous year (Chart 2).

Chart 2. The monthly dynamics of monetary aggregates, MDL million




[2]

Money supply M3⁶ amounted to MDL 180,209.1 million, increasing by 1.1% compared to July 2025 and by 10.4% compared to the same period of the previous year.

The balance of deposits in domestic currency amounted to MDL 87,549.3 million, increasing by MDL 68.8 million compared to the previous month, representing a share of 66.2% of the total balance of deposits. At the same time, the balance of deposits in foreign currency (recalculated in MDL) amounted to MDL 44,683.9 million, increasing by MDL 1,449.0 million compared to the previous month, representing 33.8% of the total balance of deposits (Chart 3).

Chart 3. Deposits in August 2025⁷, MDL million

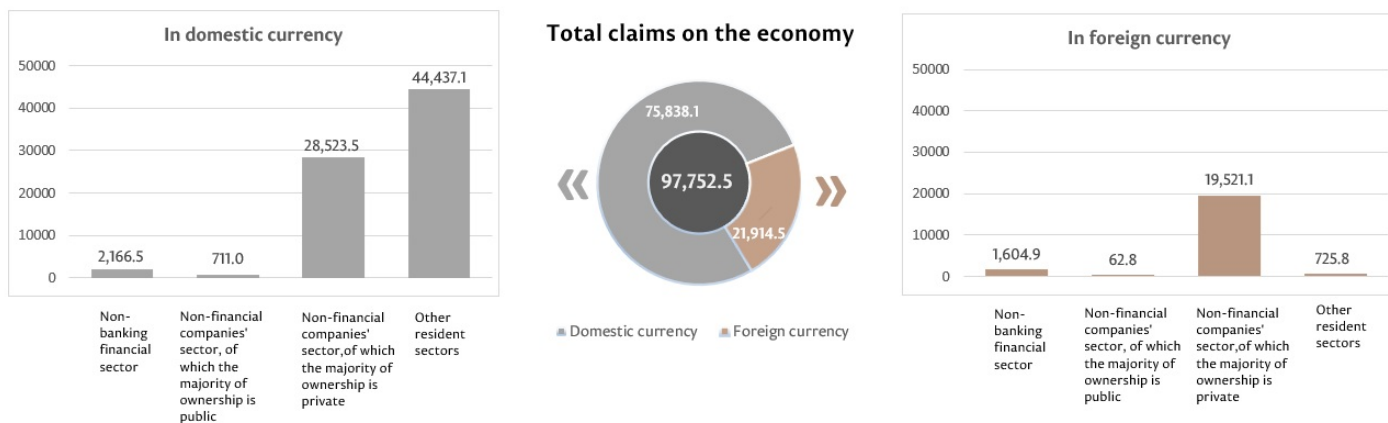


[3]

The balance of claims on the economy⁸ (Chart 4) amounted to MDL 97,752.5 million, increasing by MDL 928.4 million (+1.0%) compared to July 2025, as a result of the increase in the claims on the economy in domestic currency by MDL 1,339.8 million (+1.8%). At the same time, the claims on the economy in foreign currency (expressed in MDL) decreased by MDL 411.5 million (-1.8%).

It should be noted that the balance of claims on the economy⁹ in foreign currency, expressed in EUR⁹, amounted to EUR 1,128.6 million, decreasing by EUR 2.4 million (-0.2%) compared to July 2025.

Chart 4. Claims on the economy in August 2025¹⁰, MDL million



[4]

1. Broad monetary base includes money issued into circulation by the National Bank of Moldova (excluding cash in its own vault), bank reserves in domestic currency (held in corresponding accounts at the National Bank of Moldova), required reserves in foreign currency, banks "overnight" deposits and sight deposits of other organizations at the National Bank of Moldova.
2. Currency in circulation M0 represents cash issued by the National Bank of Moldova, excluding cash held in the banks' vaults and the NBM vault.
3. Aggregate data may not match the sum of components due to mathematical rounding.
4. Money supply M1 includes currency in circulation M0 and residents' sight deposits in domestic currency.
5. Money supply M2 includes money aggregate M1, residents' term deposits in domestic currency and money market instruments.
6. Money supply M3 includes M2 money supply and residents' foreign currency deposits converted in MDL.
7. Deposits are broken down by institutional sectors in accordance with the Instruction on the procedure for compiling by licensed banks a monetary statistics report (Official Monitor of the Republic of Moldova No 206-215 of 2 January 2011). Other resident sectors include households (individuals, individuals performing an activity) and non-profit institutions serving households.
8. According to the IMF methodology, loans to non-residents, interbank loans, and loans to the Government of the Republic of Moldova are excluded from the total claims on the economy (including data from banks under liquidation).
9. Recalculated using the end of period NBM official exchange rate.
10. Claims on national economy represent claims of the banking system of the Republic of Moldova (including banks in the process of liquidation), in domestic and in foreign currencies, on non-banking financial sector, non-financial commercial companies which majority ownership is public or private, on other resident sectors. This indicator includes loans and borrowings (including amounts in arrears), debt securities, shares and other claims.

[money supply](#) ^[5]

[monetary aggregates](#) ^[6]

[statistics](#) ^[7]

[M0](#) ^[8]

[M1](#) ^[9]

[M2](#) ^[10]

[M3](#) ^[11]

Sursa URL:

<http://bnm.md/ro/node/69585>

Legături conexe:

[1] http://bnm.md/files/Monetari_ro_Grafic-1_2025-08_1.png [2] http://bnm.md/files/Monetari_ro_Grafic-2_2025-08_1.png
[3] http://bnm.md/files/Monetari_ro_Grafic-3_2025-08_1.png [4] http://bnm.md/files/Monetari_ro_Grafic-4_2025-08_1.png
[5] [http://bnm.md/ro/search?hashtags\[0\]=money supply](http://bnm.md/ro/search?hashtags[0]=money%20supply) [6] [http://bnm.md/ro/search?hashtags\[0\]=monetary aggregates](http://bnm.md/ro/search?hashtags[0]=monetary%20aggregates) [7]
[http://bnm.md/ro/search?hashtags\[0\]=statistics](http://bnm.md/ro/search?hashtags[0]=statistics) [8] [http://bnm.md/ro/search?hashtags\[0\]=M0](http://bnm.md/ro/search?hashtags[0]=M0) [9]
[http://bnm.md/ro/search?hashtags\[0\]=M1](http://bnm.md/ro/search?hashtags[0]=M1) [10] [http://bnm.md/ro/search?hashtags\[0\]=M2](http://bnm.md/ro/search?hashtags[0]=M2) [11] [http://bnm.md/ro/search?hashtags\[0\]=M3](http://bnm.md/ro/search?hashtags[0]=M3)