

20.06.2022

Developments in loan and deposit markets in May 2022

Loans market

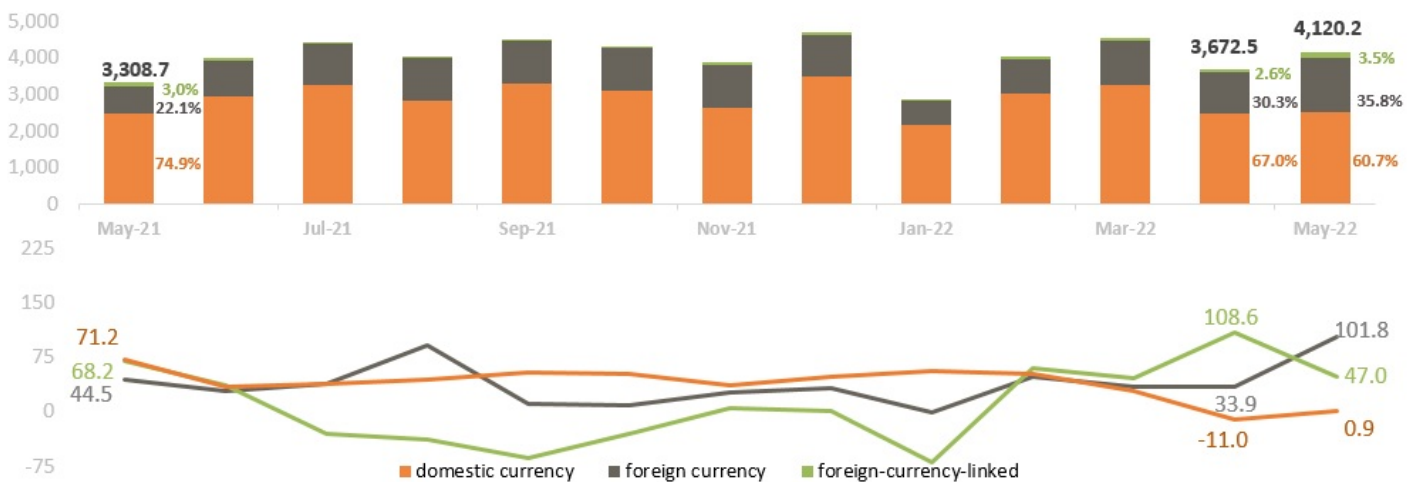
In May 2022, new loans extended¹ by banks totaled MDL 4,120.2 million², increasing by 24.5% compared to May 2021.

The structure of loans granted (Chart 1) in the reporting month evolved as follows:

- 60.7% represents loans extended in domestic currency, which totaled MDL 2,501.3 million (+1.6% compared to the previous month and +0.9% compared to May 2021);
- 35.8% represents loans extended in foreign currency, which, recalculated in MDL, totaled MDL 1,473.9 million (+32.3% compared to the previous month and 2.0 times more than in May 2021).
- 3.5% represents foreign-currency-linked loans which amounted to MDL 145.1 million (+50.3% compared to the previous month and +47.0% compared to May 2021).

Chart 1

Dynamics of new loans extended, million MDL (upper chart) and the annual growth rate of new loans extended by banks, % (lower chart)²

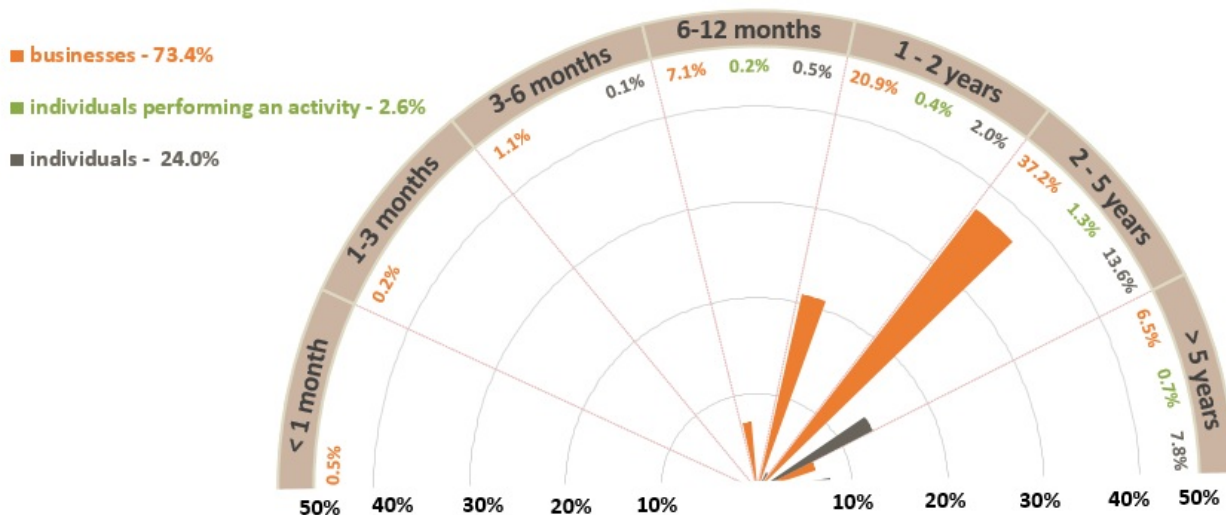


Source: NBM report on average rates and volumes of new loans and new deposits attracted for May 2022

In terms of maturity (Chart 2), loans with maturity ranging from 2 to 5 years recorded the highest demand, with a share of 52.1%. The share of businesses' loans with this term constituted 37.2% in the total amount of extended loans.

Chart 2

New loans extended by maturity and their structure, %²

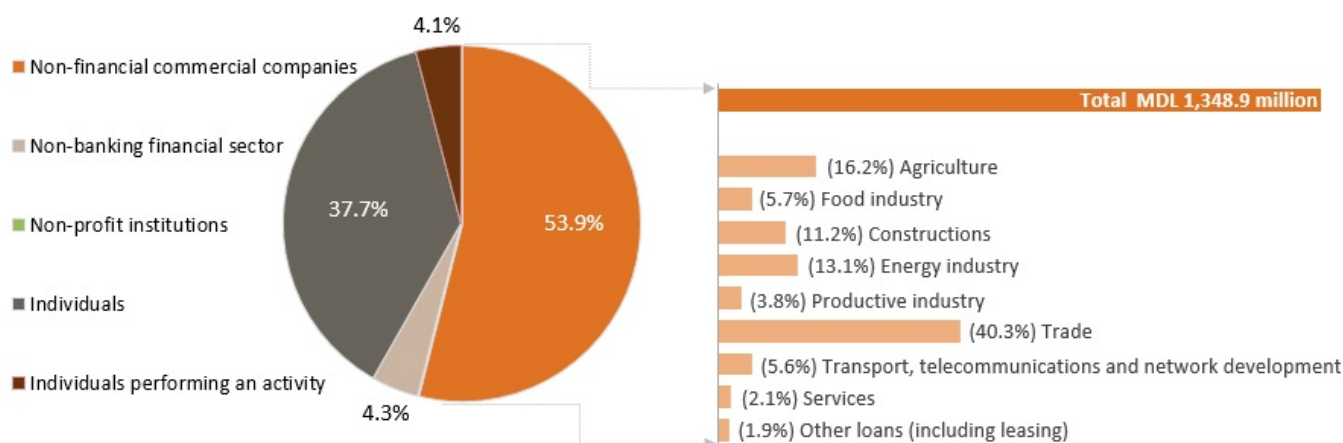


Source: NBM report on average rates and volumes of new loans and new deposits attracted for May 2022

Domestic currency loans (Chart 3) were mainly represented by loans extended to non-financial commercial companies (53.9%) and to individuals (37.7%). Within loans to non-financial commercial companies, loans to trade dominated (40.3%).

Chart 3

Domestic currency loans by sectors, %²



Source: NBM report on average rates and volumes of new loans and new deposits attracted for May 2022

Foreign currency loans were mainly requested by non-financial commercial companies (90.6%), and the largest share (46.5%) belongs to trade.

The average nominal interest rate on new loans extended in domestic currency constituted 10.55%, on loans in foreign currency - 3.96%, and on foreign-currency-linked loans - 3.84%.

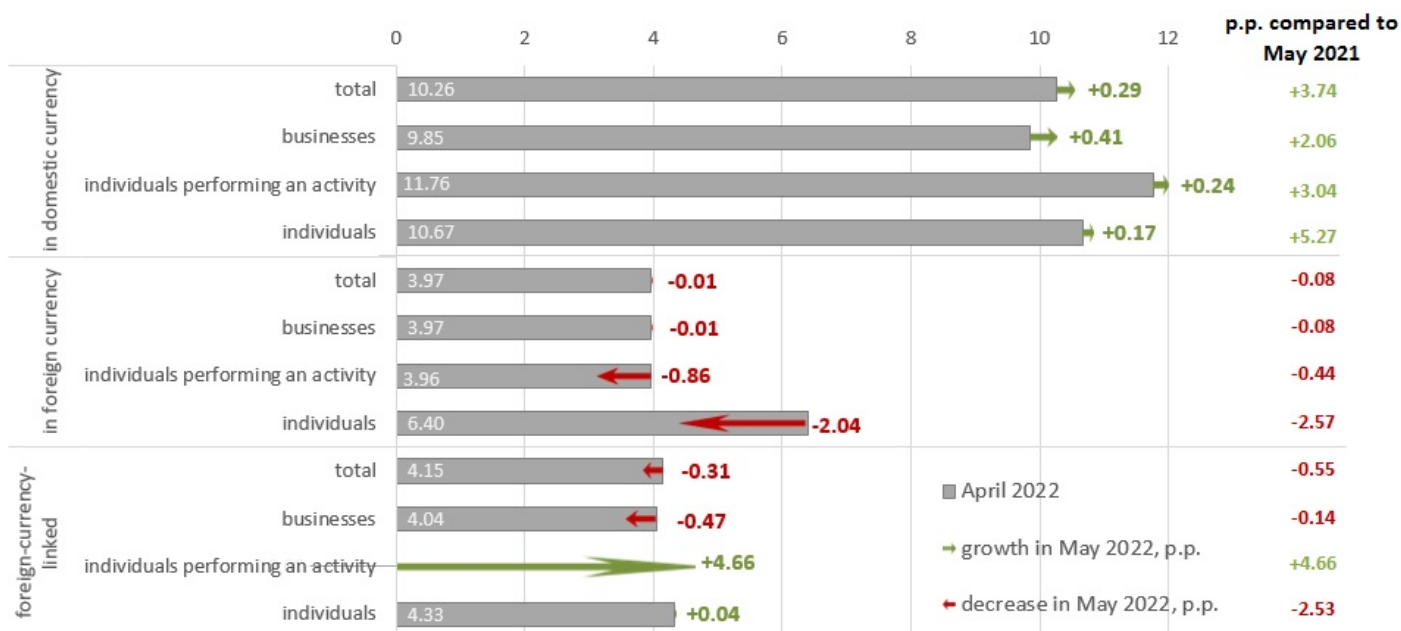
Compared to the previous month, the average rate evolved as follows (Chart 4):

- on domestic currency loans it increased by 0.29 percentage points (p.p.). Businesses received their loans at an average rate of 10.26%, individuals performing an activity – at a rate of 12.00%, while individuals – at a rate of 10.84%;
- on foreign currency loans, it decreased by 0.01 p.p. Businesses received their loans at an average rate of 3.96%, individuals performing an activity – at a rate of 3.10%, and individuals – at a rate of 4.36%;
- on foreign-currency-linked loans, it decreased by 0.31 p.p. Businesses received their loans at an average rate of 3.57%, individuals performing an activity⁴ – at a rate of 4.66%, and individuals – at a rate of 4.37%.

Compared to the similar period of the previous year, the weighted average nominal interest rate on domestic currency loans increased by 3.74 p.p., on those in foreign currency it decreased by 0.08 p.p., and on foreign-currency-linked loans it decreased by 0.55 p.p.

Chart 4

Weighted average nominal interest rates on new loans, %

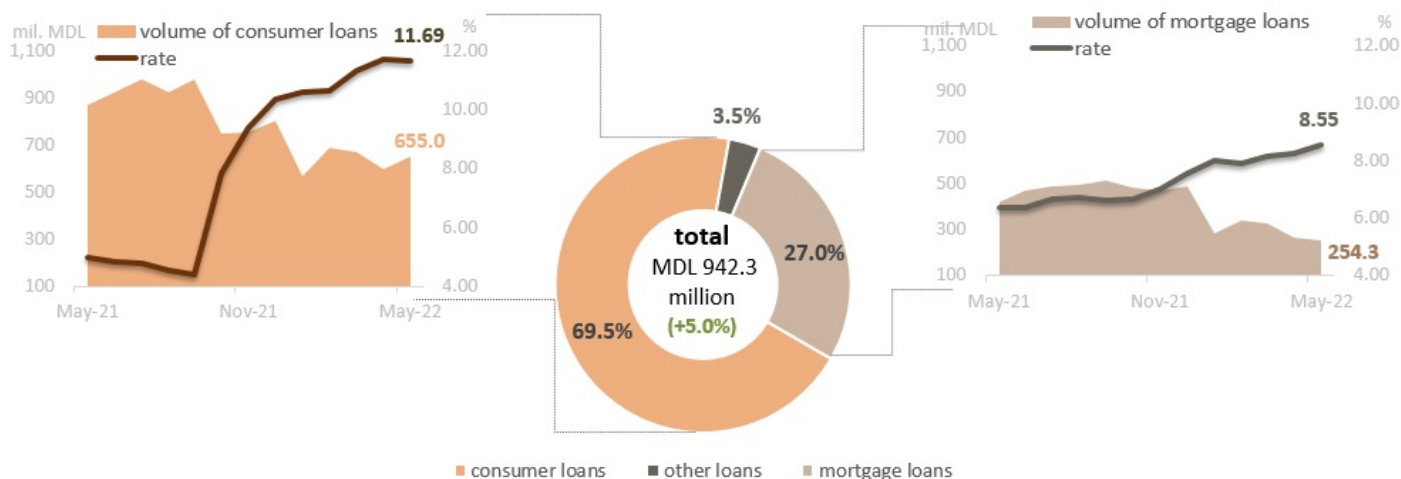


Source: NBM report on average rates and volumes of new loans and new deposits attracted for May 2022

The volume of domestic currency loans extended to individuals increased in May 2022, by 5.0%, as compared to the previous month, and totaled MDL 942.3 million (Chart 5). The average rate on these loans increased by 0.17 p.p.

Chart 5

Domestic currency loans extended to individuals²



Source: NBM report on average rates and volumes of new loans and new deposits attracted for May 2022

From the perspective of the purpose of loans extended to individuals, consumer loans held the largest share (69.5%), and were extended at an average rate of 11.69% (-0.03 p.p. compared to the previous month and +6.70 p.p. compared to May 2021).

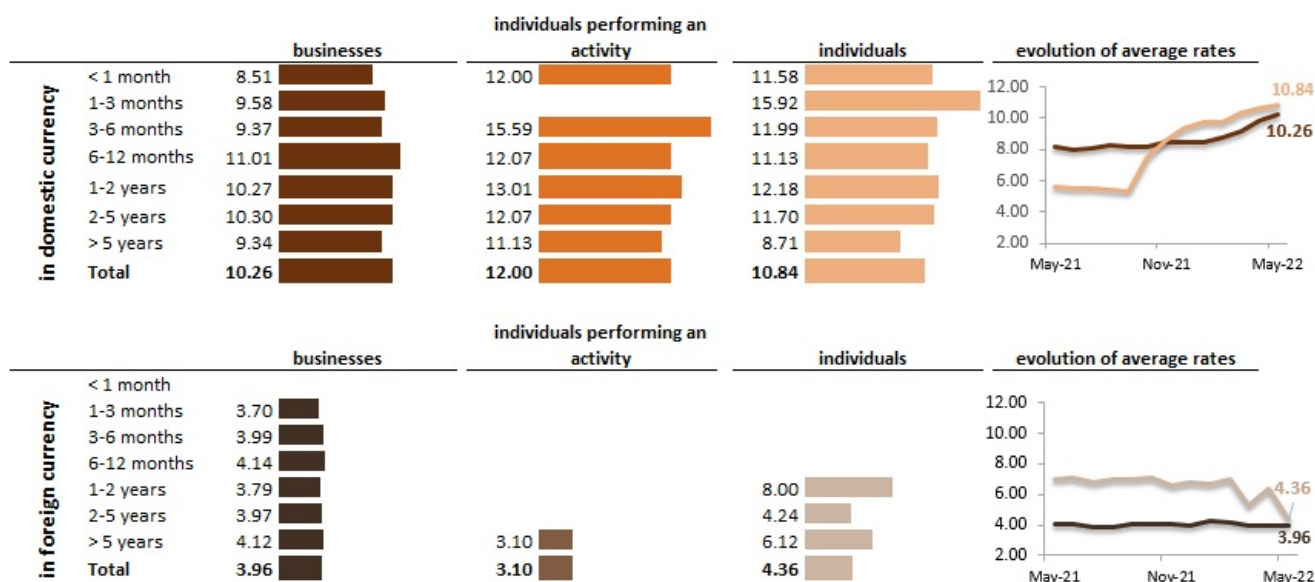
The average rate on mortgage loans increased by 0.28 p.p. compared to the previous month and by 2.19 p.p. compared to May 2021.

It should be noted, that 86.0% of total mortgage loans were extended in domestic currency. Consumer loans also were mainly extended in domestic currency (99.5% of total consumer loans).

Domestic currency loans (Chart 6) with maturity from 2 to 5 years, recording the highest demand, were extended at an average interest rate of 10.92% (10.30% - on businesses loans, 12.07% - on individuals performing an activity loans, and 11.70% - on individuals' loans).

Chart 6

Average rates on extended loans, by maturity, %



Source: NBM report on average rates and volumes of new loans and new deposits attracted for May 2022

The highest average rate on domestic currency loans was registered on loans with maturity from 6 to 12 months and amounted to 11.11%.

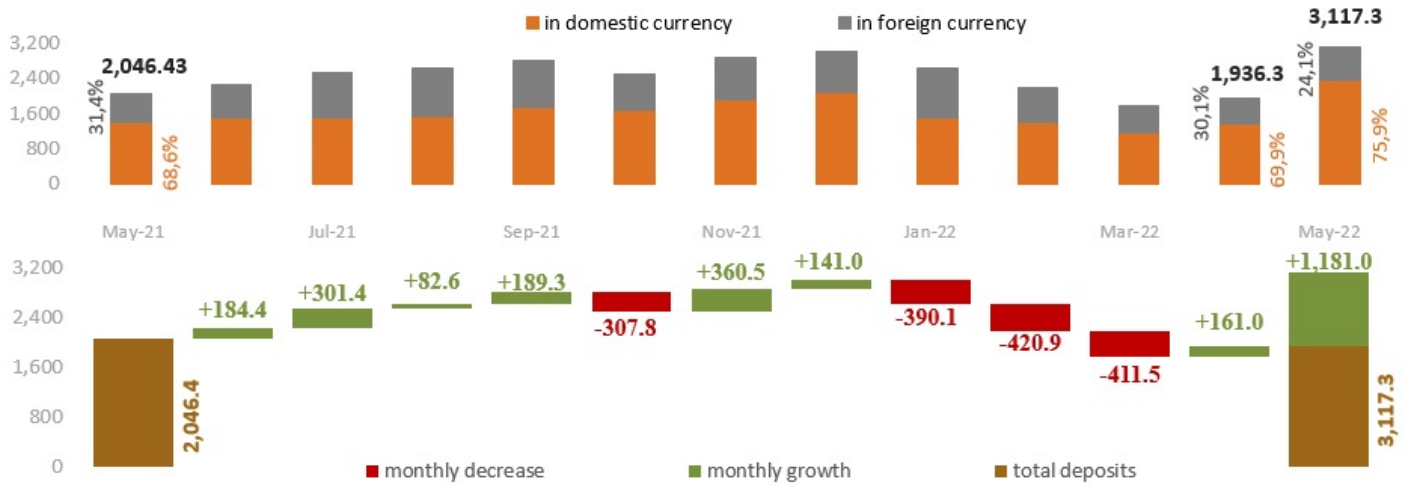
Loans in foreign currency with terms of 2 to 5 years (which had the highest volume in the reporting month) were extended at an average rate of 3.97% (businesses loans – 3.97%, while individuals' loans – 4.24% (Chart 6)).

Deposits market

In May 2022, the new term deposits totaled MDL 3,117.3 million², increasing by 52.3% compared to May 2021 (Chart 7).

Chart 7

Dynamics of term deposits (upper chart) and change from the previous month (lower chart), million MDL²



Source: NBM report on average rates and volumes of new loans and new deposits attracted for May 2022

The volume of new term deposits constituted:

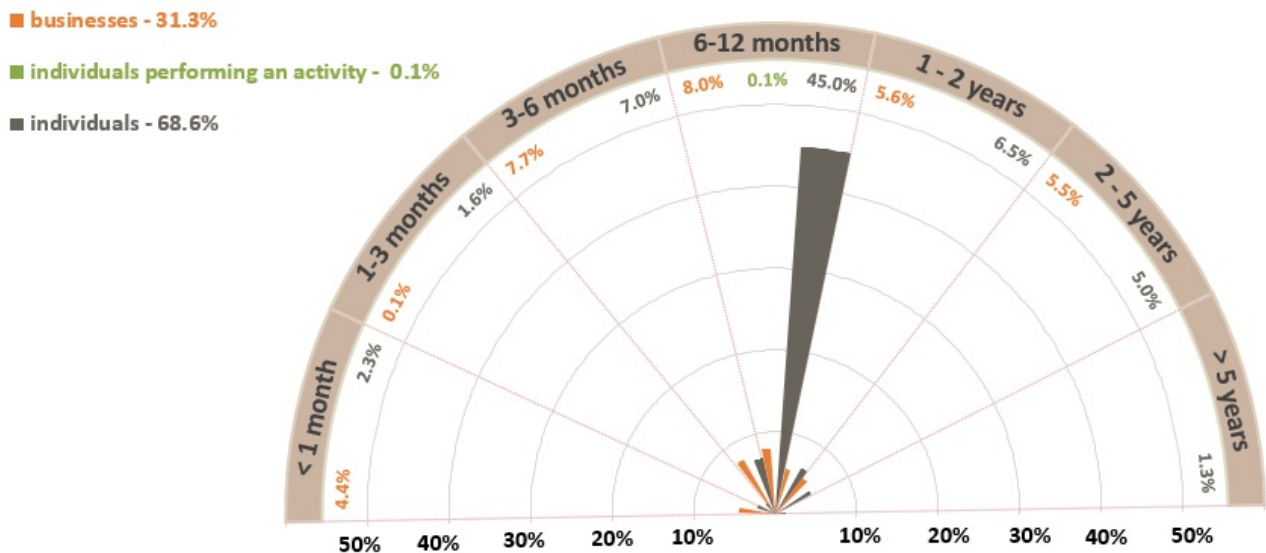
- in domestic currency – MDL 2,366.8 million (+75.0% compared to the previous month and +68.7% compared to May 2021);
- in foreign currency, recalculated in MDL – MDL 750.5 million (+28.6% compared to the previous month and +16.6% compared to May 2021).

The share of deposits attracted in domestic currency constituted 75.9%, of those in foreign currency – 24.1%.

Individuals' deposits (Chart 8) represented the largest share of total deposits - 68,62% (where 54.8% represents domestic currency deposits and 13.9% - foreign currency deposits).

Chart 8

New term deposits placed by maturity and their structure, %²



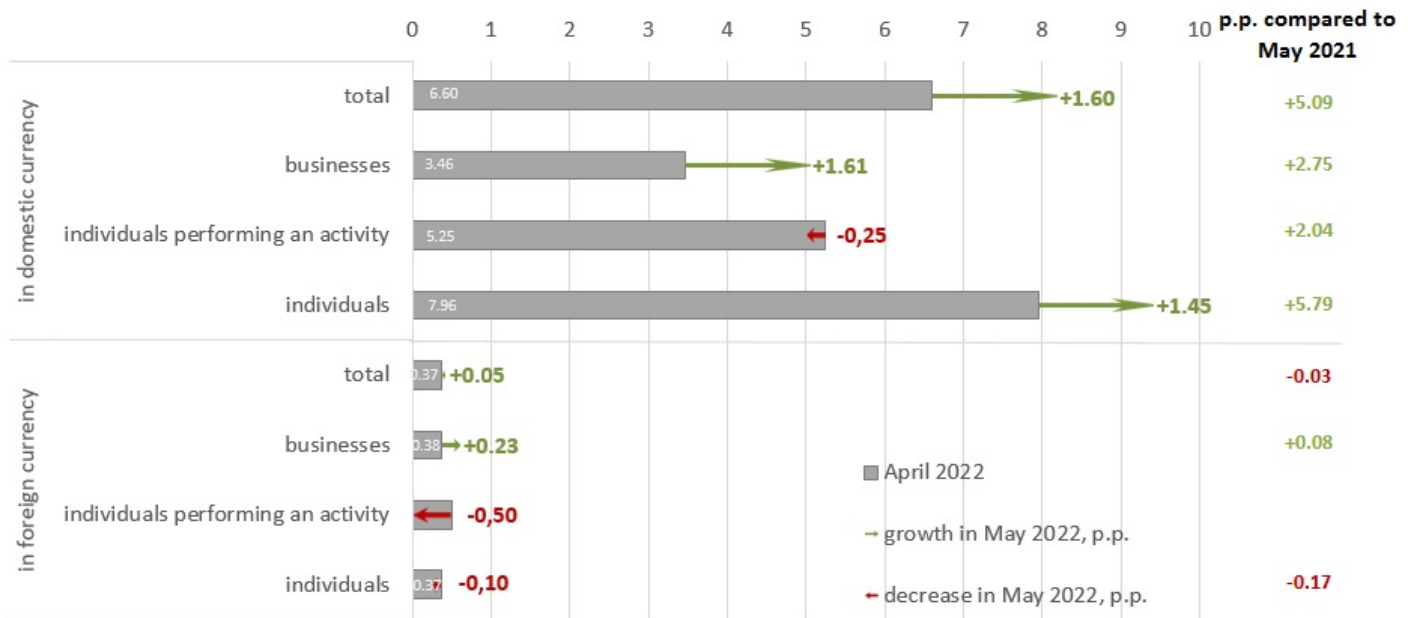
Source: NBM report on average rates and volumes of new loans and new deposits attracted for May 2022

In terms of maturity, the highest demand was recorded for deposits with terms from 6 to 12 months, which held 53.1% of total term deposits (45.0% - individuals' deposits).

The average interest rate on domestic currency term deposits constituted 8.20%, and on those in foreign currency - 0.42%.

Chart 9

Weighted average rates on new term deposits, %



Source: NBM report on average rates and volumes of new loans and new deposits attracted for May 2022

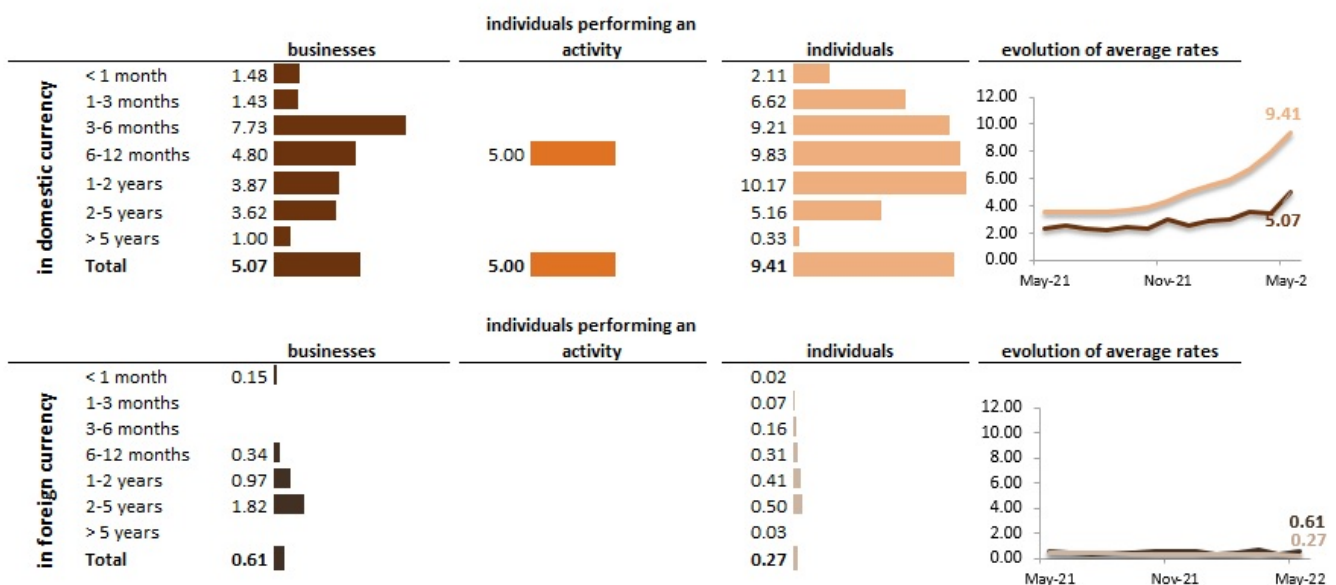
Compared to the previous month, the average rate evolved as follows:

- on term domestic currency deposits it increased by 1.60 p.p. Businesses placed their deposits at an average rate of 5.07%, individuals performing an activity – at a rate of 5.00%, while individuals – at a rate of 9.41%;
- on new term deposits in foreign currency, it increased by 0.05 p.p. Businesses placed their deposits at an average rate of 0.61%, while individuals – at a rate of 0.27%. Individuals performing an activity did not place any foreign currency deposits.

Compared to May 2021, the average interest rate on domestic currency deposits increased by 5.09 p.p., but that on foreign currency deposits decreased by 0.03 p.p. (Chart 9).

Chart 10

Average interest rates on new term deposits, by maturity, %



Source: NBM report on average rates and volumes of new loans and new deposits attracted for May 2022

Domestic currency deposits with maturity from 6 to 12 months, holding the highest share (55.3% of total deposits in

domestic currency), were attracted at an average interest rate of 9.47% (businesses' deposits were attracted at an average rate of 4.80%, deposits of individuals performing an activity - at a rate of 5.00%, while individuals' deposits – at a rate of 9.83% (Chart 10)).

In the case of foreign currency deposits, the largest share (46.0 %) is held by those with terms from 6 to 12 months, which were placed at an average interest rate of 0.32% (businesses placed their deposits at a rate of 0.34%, individuals - at a rate of 0.31%).

The highest average rate on domestic currency deposits was recorded as follows:

- on businesses' deposits with terms from 3 to 6 months (7.73%);
- on deposits of individuals performing an activity with terms from 6 to 12 months (5.00%);
- on individuals' deposits with terms from 1 to 2 years (10.17%).

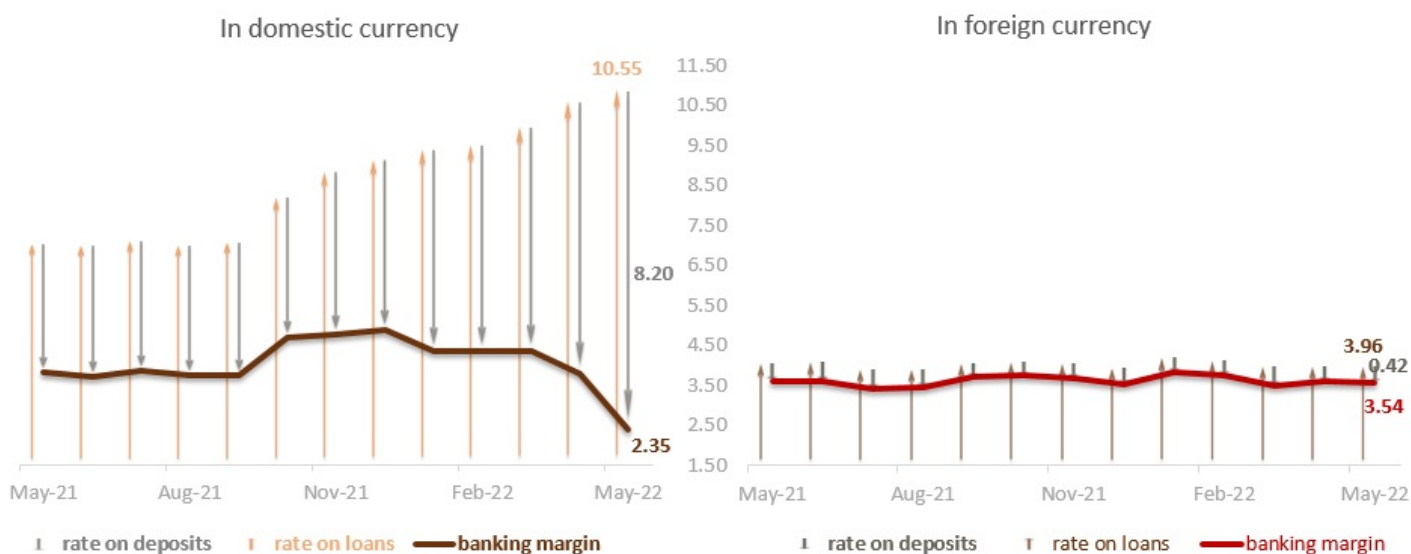
The highest average rate on foreign currency deposits was recorded as follows:

- on businesses' deposits with terms from 2 to 5 years (1.82%);
- on individuals' deposits with terms from 2 to 5 years (0.50%).

Interest rate margin on domestic currency transactions constituted 2.35 p.p., while on those in foreign currency amounted to 3.54 p.p.

Chart 11

Bank interest margin, p.p.



Source: NBM report on average rates and volumes of new loans and new deposits attracted for May 2022

The interest rate margin on operations in domestic currency decreased by 1.31 p.p. compared to the previous month and by 1.35 p.p. to May 2021 (Chart 11).

The interest margin on foreign currency transactions decreased by 0.06 p.p. compared to the previous month and by 0.05 p.p. compared to May 2021.

1. Data presented according to Instruction on preparation and presentation of reports on interest rates applied by banks in the Republic of Moldova, approved by Decision of the Executive Board of the NBM No 331 of 1 December 2016, Official Monitor of the Republic of Moldova No 441-451 of 16 December 2016, as subsequently amended and supplemented.

2. Aggregate data may not correspond exactly to the sum of the components due to mathematical rounding.

3. Loans foreign-currency-linked, according to the Regulation on the open currency position of the bank, approved by Decision of the Council of Administration of the National Bank of Moldova No 126 of 28.11.1997, Official Monitor of the Republic of Moldova No 112-114/198 of 14.10.1999, with further modifications and completions, refer to the assets which balance, according to the conditions established in the relevant contracts concluded by the bank, shall be modified depending on the evolution of the exchange rate of Moldovan currency against the attached exchange rate.

4. Individuals performing an activity, in accordance with the Instruction on completion by licensed banks of the Report on monetary statistics, approved by the Decision of the Executive Board of the NBM No 255 of 17 November 2011, Official Monitor of the Republic of Moldova No 206-215 of 2 January 2011, as subsequently amended and supplemented, work in associations without legal personality and are producers of goods and/or services for market, and namely, individual enterprises, farms, entrepreneur license holders, notaries, lawyers, bailiffs, etc.

Смотрите также

Метки

[deposits](#) ^[1]

[credits](#) ^[2]

[average interest rate](#) ^[3]

[credits market](#) ^[4]

[deposits market](#) ^[5]

[interest rate](#) ^[6]

Источник УРЛ:

<http://bnm.md/ru/node/64041>

Ссылки по теме:

[1] [http://bnm.md/ru/search?hashtags\[0\]=deposits](http://bnm.md/ru/search?hashtags[0]=deposits) [2] [http://bnm.md/ru/search?hashtags\[0\]=credits](http://bnm.md/ru/search?hashtags[0]=credits) [3]

[http://bnm.md/ru/search?hashtags\[0\]=average interest rate](http://bnm.md/ru/search?hashtags[0]=average interest rate) [4] [http://bnm.md/ru/search?hashtags\[0\]=credits market](http://bnm.md/ru/search?hashtags[0]=credits market) [5]

[http://bnm.md/ru/search?hashtags\[0\]=deposits market](http://bnm.md/ru/search?hashtags[0]=deposits market) [6] [http://bnm.md/ru/search?hashtags\[0\]=interest rate](http://bnm.md/ru/search?hashtags[0]=interest rate)