

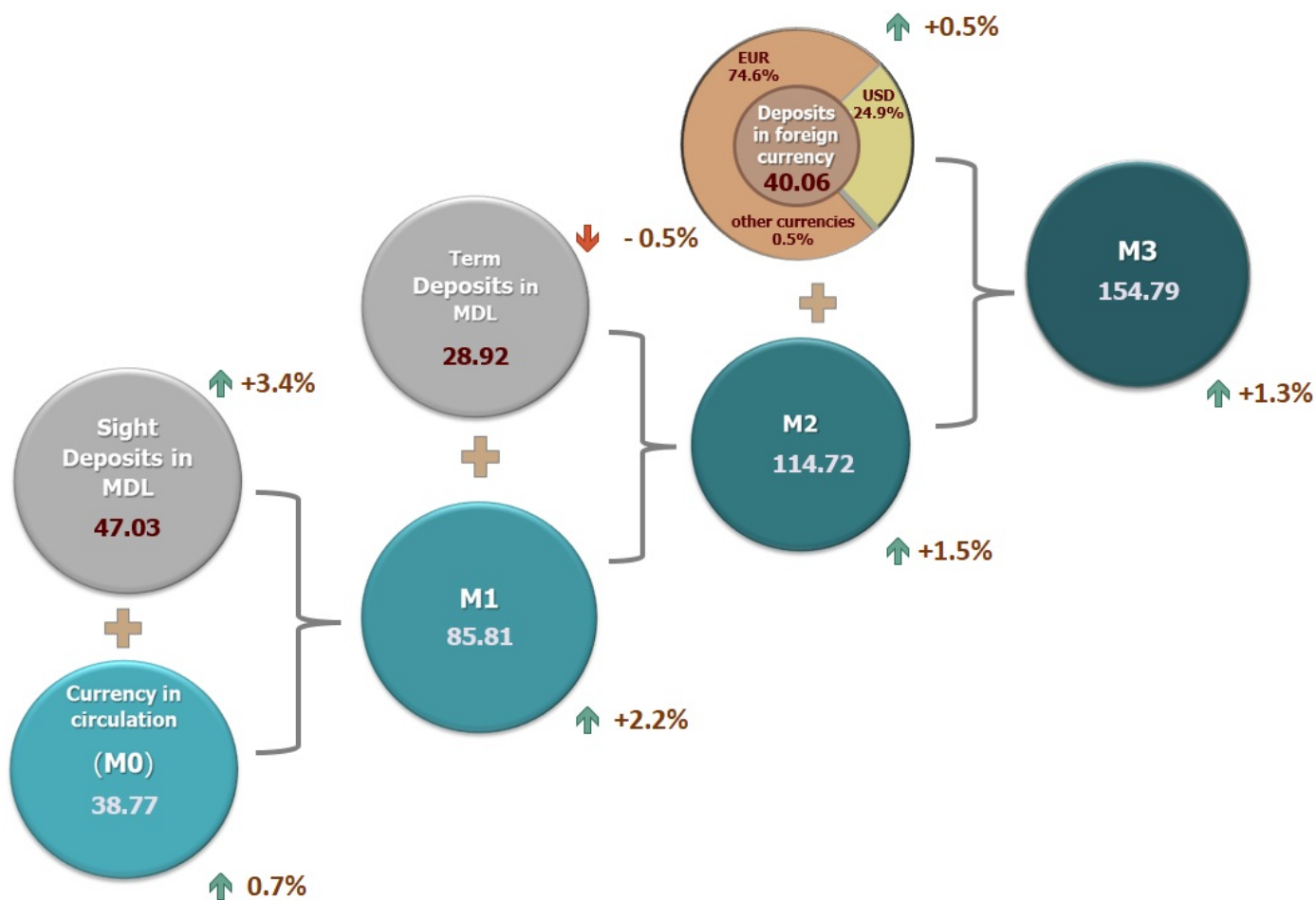
20.05.2024

Evolution of monetary indicators in April 2024

In April 2024 the monetary base¹ increased by MDL 1,046.8 million (+1.3%) compared to the March 2024 and amounted to MDL 82,752.2 million, being 8.7% higher than in the similar period of the previous year.

Money supply M0² (currency in circulation) increased by MDL 285.6 million or by 0.7% compared to March 2024 and amounted to MDL 38,773.0 million, being 14.6% higher than in the similar period of the previous year (Chart 1).

Chart 1. Evolution of money supply in April 2024 compared to the previous month, MDL³ billion

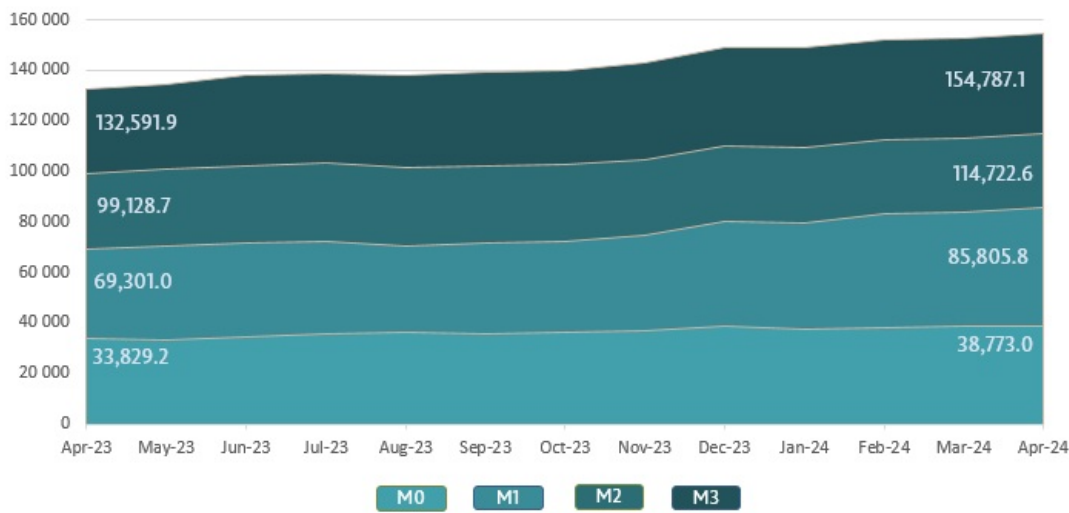


[1]

Money supply M1⁴ increased by MDL 1,840.4 million or by 2.2% compared to March 2024 and accounted for MDL 85,805.8 million, being 23.8% higher than in the similar period of the previous year.

Money supply M2⁵ increased by MDL 1,705.6 million or by 1.5% compared to March 2024 and amounted to MDL 114,722.6 million, being 15.7% higher than in the similar period of the previous year.

Chart 2. The evolution dynamics monetary aggregates, MDL million

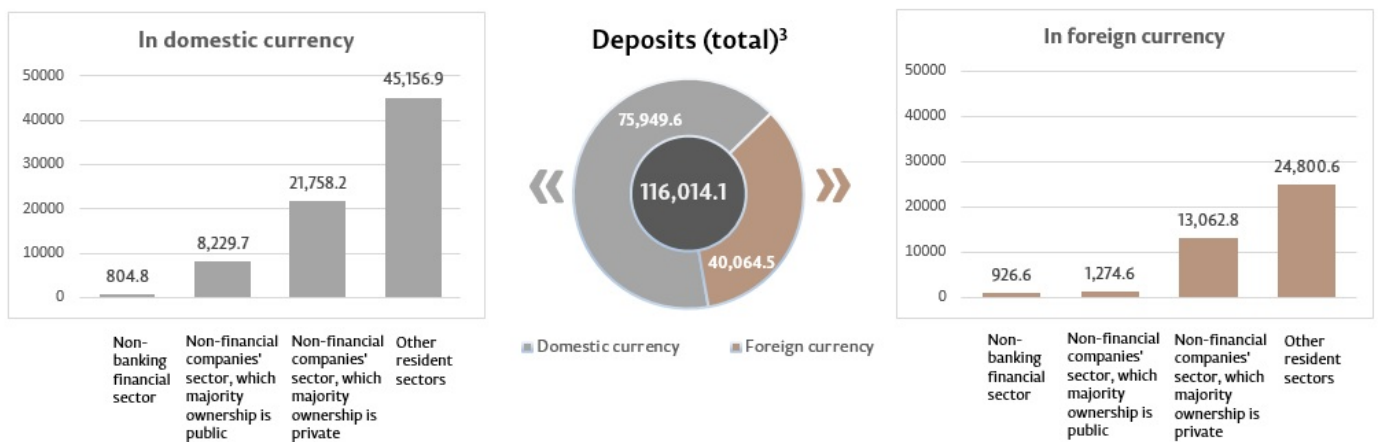


[2]

Money supply M3⁶ increased by MDL 1,911.2 million (+1.3%) compared to March 2024 and accounted for MDL 154,787.1 million, being 16.7% higher than in the similar period of the previous year.

The balance of deposits in domestic currency increased by MDL 1,420.0 million compared to the previous month and amounted to MDL 75,949.6 million, representing a share of 65.5% of the total balance of deposits. At the same time, the balance of deposits in foreign currency (recalculated in MDL) increased by MDL 205.6 million to MDL 40,064.5 million, as compared to the previous month, having a share of 34.5% (Chart 3).

Chart 3. Volume of deposits in April 2024⁷, MDL million

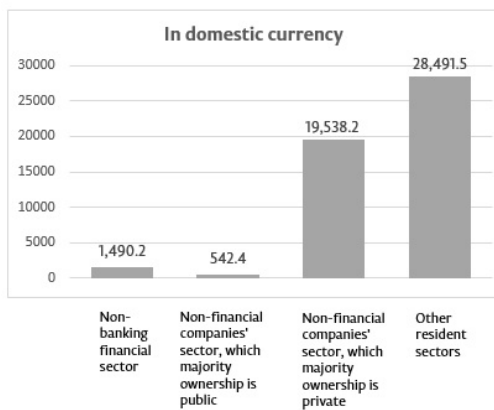


[3]

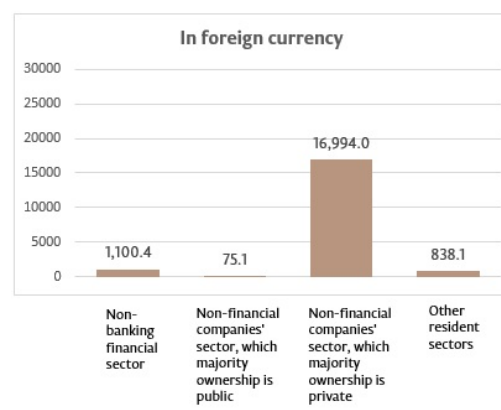
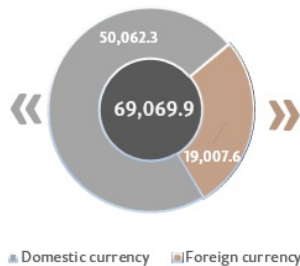
Balance of claims on economy⁸ (Chart 4) accounted for MDL 69,069.9 million, increasing in April 2024 by MDL 1,688.7 million (+2.5%) compared to March 2024, due to the increase in the claims on economy in domestic currency by MDL 1,660.8 million (+3.4%) and the increase in the claims on economy in foreign currency (expressed in MDL) by MDL 27.9 million (+0.1%).

It should be noted that the balance of claims on economy in foreign currency, expressed in USD⁹, amounted in April to USD 1,066.8 million, decreasing by USD 8.8 million (-0.8%) compared to March 2024.

Chart 4. Volume of claims on economy in April 2024¹⁰, MDL million



Claims on economy (total)



[4]

1. Broad monetary base includes money put into circulation by the National Bank of Moldova (except cash in the vault of the National Bank of Moldova), bank reserves in lei (held in corresponding accounts at the National Bank of Moldova), required foreign currency reserves, "overnight" deposits of banks and sight deposits of other organizations at the National Bank of Moldova.
2. Currency in circulation M0 represents circulating cash issued by the National Bank of Moldova, except for cash in banks and NBM vault.
3. Aggregate data may not correspond exactly to the sum of the components due to mathematical rounding.
4. Money supply M1 includes currency in circulation (M0) and residents' domestic currency sight deposits.
5. Money supply M2 includes money aggregate (M1), term deposits in Moldovan lei of residents and money market instruments.
6. Money supply M3 includes M2 money supply and residents' foreign currency deposits denominated in Moldovan lei.
7. Deposits are structured by institutional sectors under the Instruction on completion by licensed banks of the Report on monetary statistics (Official Monitor of the Republic of Moldova No 206-215 of 2 January 2011). Other resident sectors include sectors of the households (individuals, individuals performing an activity) and non-profit institutions serving households.
8. According to the IMF methodology, loans to non-residents, interbank loans, and loans to the Government of the Republic of Moldova are excluded from the total claims on the economy (including data from banks under liquidation).
9. Recalculated using the official exchange rate of NBM at the end of the period.
10. Claims on domestic economy represent claims of the banking system of the Republic of Moldova (including banks in the process of liquidation), in domestic and in foreign currencies, on non-financial commercial companies, which majority ownership is public or private, on other resident sectors. This indicator includes loans and borrowings (including overdue debt), overdue interest on loans; debt securities and shares; other claims.

Смотрите также

Метки

[money supply](#) [5]

[monetary aggregates](#) [6]

[statistics](#) [7]

M0 ^[8]

M1 ^[9]

M2 ^[10]

M3 ^[11]

Источник URL:

<http://bnm.md/ru/node/67364>

Ссылки по теме:

[1] http://bnm.md/files/1_792.png [2] http://bnm.md/files/2_770.png [3] http://bnm.md/files/3_687.png [4] http://bnm.md/files/4_402.png [5] [http://bnm.md/ru/search?hashtags\[0\]=money supply](http://bnm.md/ru/search?hashtags[0]=money%20supply) [6] [http://bnm.md/ru/search?hashtags\[0\]=monetary aggregates](http://bnm.md/ru/search?hashtags[0]=monetary%20aggregates) [7] [http://bnm.md/ru/search?hashtags\[0\]=statistics](http://bnm.md/ru/search?hashtags[0]=statistics) [8] [http://bnm.md/ru/search?hashtags\[0\]=M0](http://bnm.md/ru/search?hashtags[0]=M0) [9] [http://bnm.md/ru/search?hashtags\[0\]=M1](http://bnm.md/ru/search?hashtags[0]=M1) [10] [http://bnm.md/ru/search?hashtags\[0\]=M2](http://bnm.md/ru/search?hashtags[0]=M2) [11] [http://bnm.md/ru/search?hashtags\[0\]=M3](http://bnm.md/ru/search?hashtags[0]=M3)