

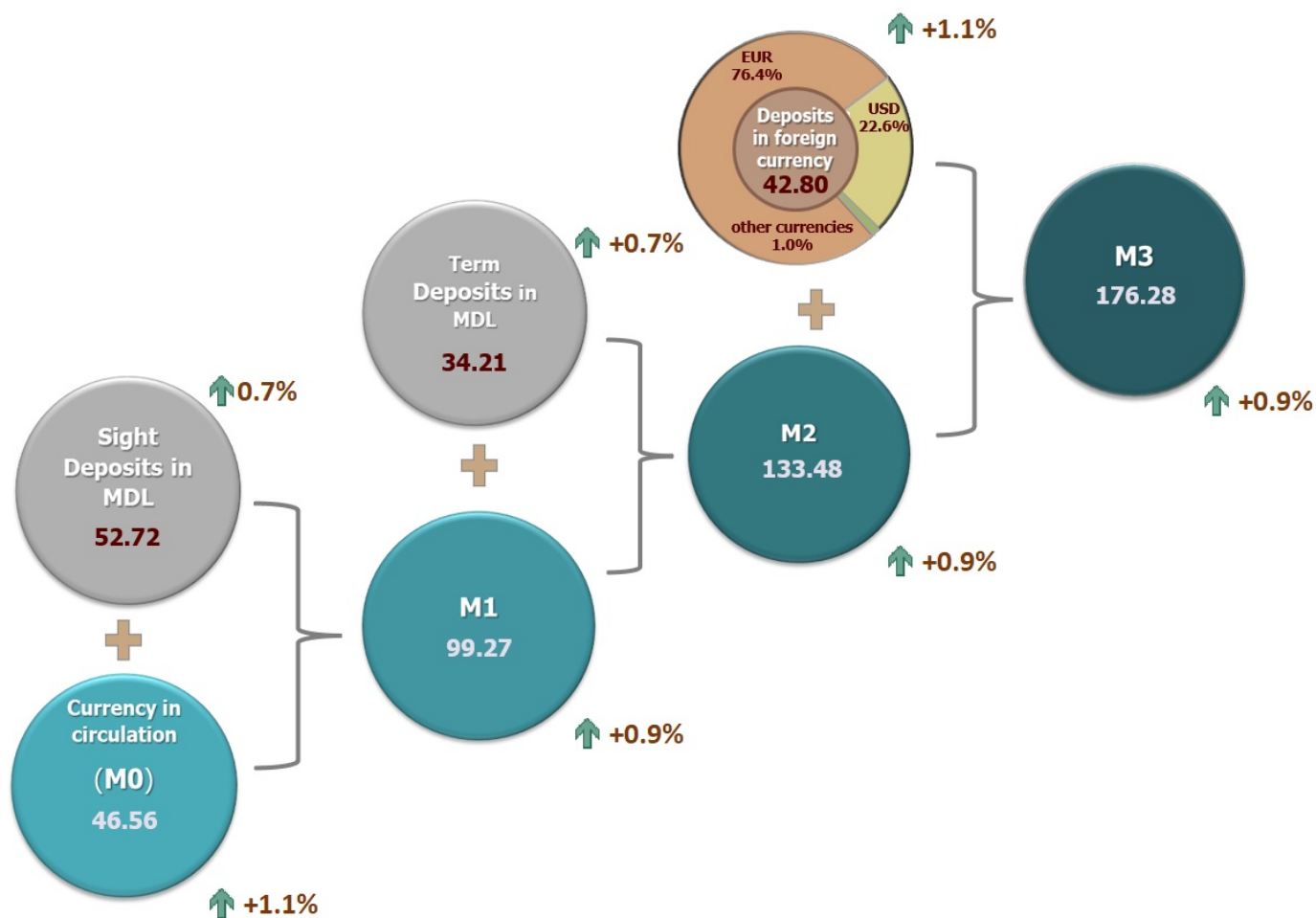
18.07.2025

Evolution of monetary indicators in June 2025

In June 2025 the monetary base¹ increased by MDL 2,450.8 million (+3.1%) compared to May 2025 and amounted to MDL 80,966.3 million, being 3.8% lower than in the similar period of the previous year.

Money supply M0² (currency in circulation) increased by MDL 522.5 million or by 1.1% compared to May 2025 and amounted to MDL 46,559.0 million (Chart 1), being 15.0% higher than in the similar period of the previous year.

Chart 1. Evolution of money supply in June 2025 compared to the previous month, MDL³ billion

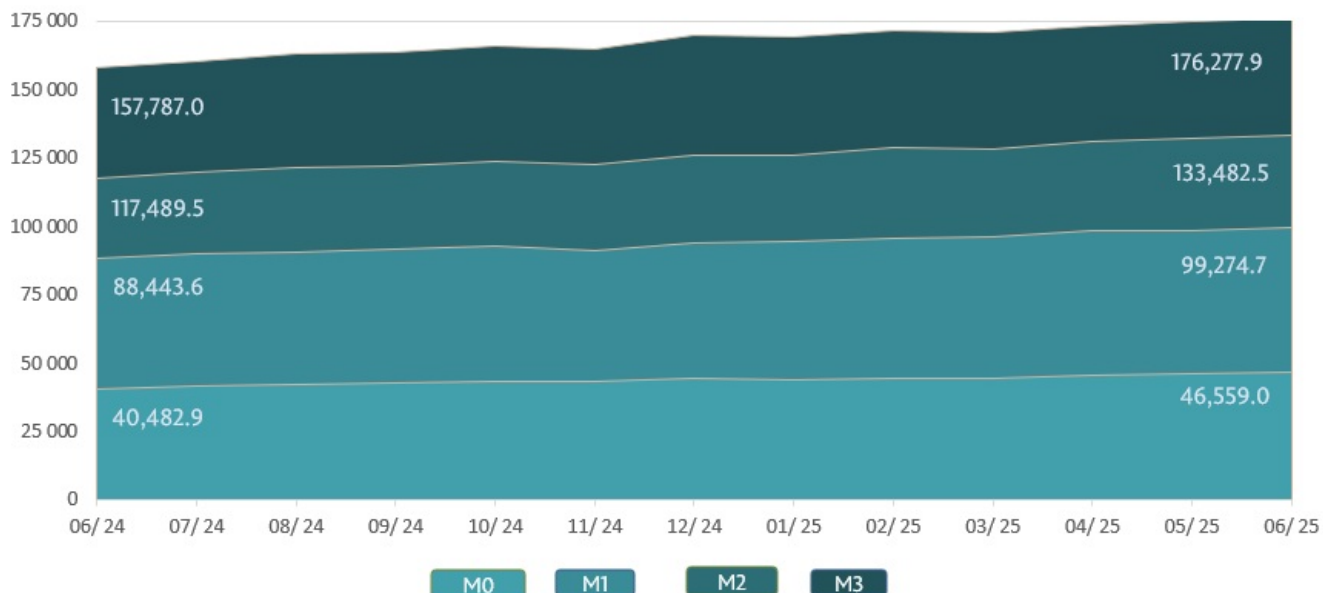


(1)

Money supply M1⁴ increased by MDL 891.5 million or by 0.9% compared to May 2025 and accounted for MDL 99,274.7 million, being 12.2% higher than in the similar period of the previous year.

Money supply M2⁵ increased by MDL 1,138.4 million or by 0.9% compared to May 2025 and amounted to MDL 133,482.5 million, being 13.6% higher than in the similar period of the previous year (Chart 2).

Chart 2. The monthly dynamics of monetary aggregates, MDL million

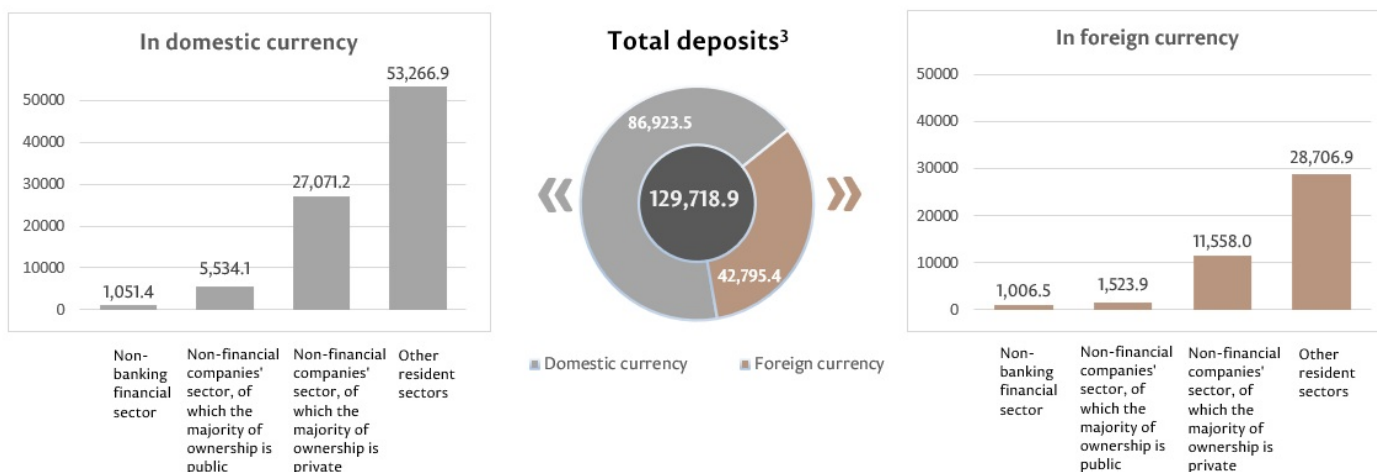


[2]

Money supply M3⁶ increased by MDL 1,590.5 million or by 0.9% compared to May 2025 and accounted for MDL 176,277.9 million, being 11.7% higher than in the similar period of the previous year.

The balance of deposits in domestic currency increased by MDL 615.8 million compared to the previous month and amounted to MDL 86,923.5 million, representing a share of 67.0% of the total balance of deposits. At the same time, the balance of deposits in foreign currency (recalculated in MDL) increased by MDL 452.2 million to MDL 42,795.4 million, as compared to the previous month, representing 33.0% of the total balance of deposits (Chart 3).

Chart 3. Deposits in June 2025⁷, MDL million

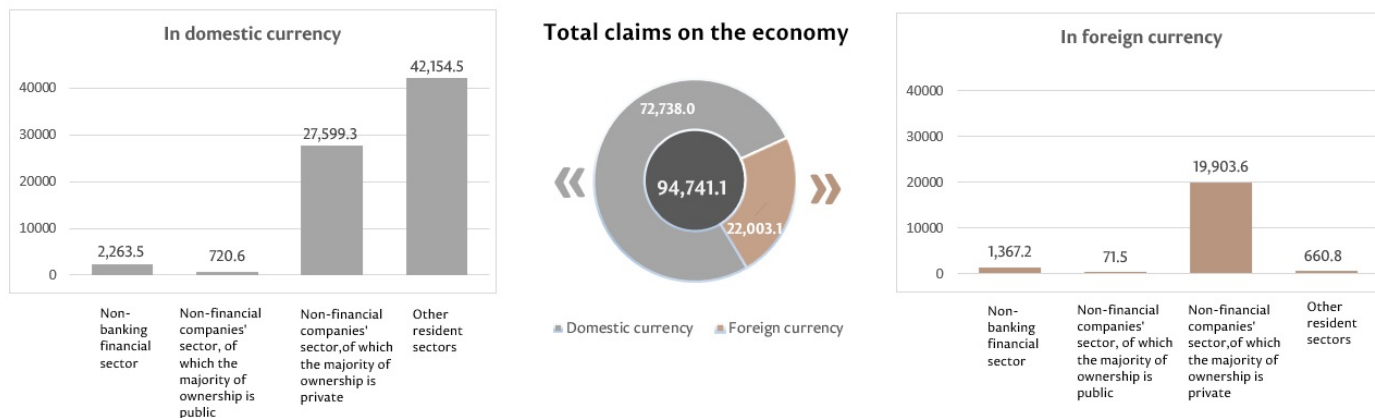


[3]

The balance of claims on the economy⁸ (Chart 4) accounted for MDL 94,741.1 million, increasing by MDL 2,686.3 million (+2.9%) compared to May 2025, as a result of the increase in both the claims on the economy in domestic currency by MDL 2,072.9 million (+2.9%) and the claims on the economy in foreign currency (expressed in MDL) by MDL 613.5 million (+2.9%).

It should be noted that the balance of claims on the economy in foreign currency, expressed in EUR⁹, amounted to EUR 1,115.1 million, increasing by EUR 21.3 million (+1.9%) compared to May 2025.

Chart 4. Claims on the economy in June 2025¹⁰, MDL million



[4]

1. Broad monetary base includes money issued into circulation by the National Bank of Moldova (excluding cash in its own vault), bank reserves in domestic currency (held in corresponding accounts at the National Bank of Moldova), required reserves in foreign currency, banks "overnight" deposits and sight deposits of other organizations at the National Bank of Moldova.

2. Currency in circulation M0 represents cash issued by the National Bank of Moldova, excluding cash held in the banks' vaults and the NBM vault.

3. Aggregate data may not match the sum of components due to mathematical rounding.

4. Money supply M1 includes currency in circulation M0 and residents' sight deposits in domestic currency.

5. Money supply M2 includes money aggregate M1, residents' term deposits in domestic currency and money market instruments.

6. Money supply M3 includes M2 money supply and residents' foreign currency deposits converted in MDL.

7. Deposits are broken down by institutional sectors in accordance with the Instruction on the procedure for compiling by licensed banks a monetary statistics report (Official Monitor of the Republic of Moldova No 206-215 of 2 January 2011). Other resident sectors include households (individuals, individuals performing an activity) and non-profit institutions serving households.

8. According to the IMF methodology, loans to non-residents, interbank loans, and loans to the Government of the Republic of Moldova are excluded from the total claims on the economy (including data from banks under liquidation).

9. Recalculated using the end of period NBM official exchange rate.

10. Claims on national economy represent claims of the banking system of the Republic of Moldova (including banks in the process of liquidation), in domestic and in foreign currencies, on non-banking financial sector, non-financial commercial companies which majority ownership is public or private, on other resident sectors. This indicator includes loans and borrowings (including amounts in arrears), debt securities, shares and other claims.

Смотрите также

Метки

[money supply](#) [5]

monetary aggregates ^[6]

statistics ^[7]

M0 ^[8]

M1 ^[9]

M2 ^[10]

M3 ^[11]

Источник УРЛ:

<http://bnm.md/ru/node/69256>

Ссылки по теме:

[1] http://bnm.md/files/Monetari_ro_Grafic-1_2025-06_1.png [2] http://bnm.md/files/Monetari_ro_Grafic-2_2025-06_2.png

[3] http://bnm.md/files/Monetari_ro_Grafic-3_2025-06_1.png [4] http://bnm.md/files/Monetari_ro_Grafic-4_2025-06_1.png

[5] [http://bnm.md/ru/search?hashtags\[0\]=money supply](http://bnm.md/ru/search?hashtags[0]=money%20supply) [6] [http://bnm.md/ru/search?hashtags\[0\]=monetary aggregates](http://bnm.md/ru/search?hashtags[0]=monetary%20aggregates)

[7] [http://bnm.md/ru/search?hashtags\[0\]=statistics](http://bnm.md/ru/search?hashtags[0]=statistics) [8] [http://bnm.md/ru/search?hashtags\[0\]=M0](http://bnm.md/ru/search?hashtags[0]=M0) [9]

[http://bnm.md/ru/search?hashtags\[0\]=M1](http://bnm.md/ru/search?hashtags[0]=M1) [10] [http://bnm.md/ru/search?hashtags\[0\]=M2](http://bnm.md/ru/search?hashtags[0]=M2) [11] [http://bnm.md/ru/search?](http://bnm.md/ru/search?hashtags[0]=M3)

[hashtags\[0\]=M3](http://bnm.md/ru/search?hashtags[0]=M3)